

Midea



make yourself at home

BRINGING INNOVATION HOME

Vol.15 2021/2022



BIG APPLIANCES

** Visual for reference & illustration purpose only.*

WORLD No.



**MIDEA
PRODUCT
LEADERSHIP**



AIR CONDITIONER



WASHING MACHINE



REFRIGERATOR



**THE MOST
PROMINENT BRAND
HOUSEHOLD**



**THE MOST PROMINENT
ENTREPRENEUR
OUTSTANDING
MEN**

BEST DESIGN AWARD

40

**AWARDS OF
REDDOT, IF
GMARK & IDEA**



reddot



**design
award
china**

Official Partners of
Mancity and AFF Suzuki Cup



ETIHAD STADIUM



OUR #WORLDCLASS LINE-UP

make yourself at home
with our smart home appliances

OFFICIAL SPONSOR



AFF
SUZUKI
CUP 2020






AIR CONDITIONER

Cool homes the natural way





airstill Series

- iECO Mode (Energy Saving)
- Airstill
- Golden Fin
- Cold Catalyst Filter
- High Density Filter
- Self-cleaning
- Low Noise
- Long Distance windblast
- 3D Airflow
- 1W Standby
- Smart Control (Optional)
- Humidity Control (by Apps)
- 1-100% Fan Speed Control (by Apps)

1.0HP

MSFAAU-09CRFN8

- Cooling Capacity: 1.0HP
- Application area (sq.ft): 100-160

1.5HP

MSFAAU-12CRFN8

- Cooling Capacity: 1.5HP
- Application area (sq.ft): 130-190

WARRANTY

2 years Full Warranty | **5** years Compressor




World's 1st TwinFlap with Mini-holes



Soft
7928 Mini-hole matrix leaving purely the cool in still air.



Surround
3-Way Airflow, Providing 360° even, immersive cooling



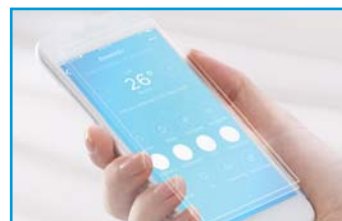
Sense
Flexible Twin-flap Design
Choosing from 3-mode sensitive care



Speed
Cool your space in the Boost mode thanks to the high-speed fan and powerful compressor.



Silent
Optimized duct and turbine design makes the air conditioner much quieter during its operation.



Smart
Control Your AC, Anytime and Anywhere



Saving Smart Save ieco
Just click the SmartSave ieco button to activate the mode: your AC can keep you cool over an **8-hour** night period, saving up to 60% energy. *

* Data base on testing lab, term & condition apply.

ALLEASY Pro | WALL MOUNTED AIR CONDITIONER

R32 INVERTER



All Easy Pro Series

- iECO Mode (Energy Saving)
- Golden fin (Cooling Coil)
- High Density Filter
- 2-way Draining
- Dual Filtration
- Air magic
- Cold Catalyst Filter
- 3D Airflow
- Wired Controller (Optional)
- WIFI Control (optional)

1.0HP

MSEP-10CRFN8

- Cooling Capacity: 1.0HP
- Application area (sq.ft): 100-160

1.5HP

MSEP-13CRFN8

- Cooling Capacity: 1.5HP
- Application area (sq.ft): 150-230

2.0HP

MSEP-19CRFN8

- Cooling Capacity: 2.0HP
- Application area (sq.ft): 200-300

2.5HP

MSEP-25CRFN8

- Cooling Capacity: 2.5HP
- Application area (sq.ft): 300-450

WARRANTY

2 years Full Warranty | 5 years Compressor



Easy Installation



Easy Maintenance



air magic



Smart Control (optional)

R32 NON INVERTER



All Easy Pro Series

- Golden fin (Cooling Coil)
- High Density Filter
- 2-way Draining
- Dual Filtration
- Air magic
- Cold Catalyst Filter
- 3D Airflow
- Smart Diagnosis
- Wired Controller (Optional)
- WIFI Control (optional)

1.0HP

MSAPB-10CRN8

- Cooling Capacity: 1.0HP
- Application area (sq.ft): 100-160

1.5HP

MSAPB-13CRN8

- Cooling Capacity: 1.5HP
- Application area (sq.ft): 130-190

2.0HP

MSAPB-19CRN8

- Cooling Capacity: 2.0HP
- Application area (sq.ft): 200-300

WARRANTY

2 years Full Warranty | 5 years Compressor



1 Screw, 1 Minute for Deep Clean

With the innovative 1-screw fixed design, it only takes 1 minute to disassemble the inside fan to clean. Save your time, save your technician bills.



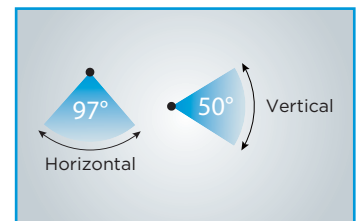
1 Lift To Clean

No need to bother opening up the front panel anymore. Clean your filter as often as you want. 6 round magnetic connectors on the filter, the cover filter can be easily removed and put back just within 1 soft 'click'.



Fast Cooling

Quickly cools from corner to corner, so you're always comfortable wherever you are.



3D Airflow

The directional air-outlet moves automatically both horizontally and vertically, directing nice and cool airflow with the angled airflow to fill in every corner of the room.



Xtreme Save Series

- iECO Mode (Energy Saving)
- Golden fin
- Air magic
- Flash Cooling
- Low Noise
- Smart Diagnosis
- Cold Catalyst Filter
- ThermoStatic Technology
- Diamond Cabinet
- Follow Me
- WIFI Control (optional)



1.0HP

MSXS-10CRDN8

- Cooling Capacity: 1.0HP
- Application area (sq.ft): 100-160

1.5HP

MSXS-13CRDN8

- Cooling Capacity: 1.5HP
- Application area (sq.ft): 130-190

2.0HP

MSXS-19CRDN8

- Cooling Capacity: 2.0HP
- Application area (sq.ft): 200-300

2.5HP

MSXS-25CRDN8

- Cooling Capacity: 2.5HP
- Application area (sq.ft): 240-350



iEco Mode



air magic



Gear Shift



Smart Control (optional)

WARRANTY

2 years Full Warranty | **5** years Compressor



Experience the air magic with Super Ionizer

Upon starting up, the air magic built-in device generates ions to remove airborne bacteria and dust. Making sure every breath take in clean, fresh and healthy air.



PrimeGuard™

Midea's PrimeGuard™ is more resistant in oxidation & corrosion than ordinary fins for condensers to furnish a steadier and long-lasting performance. It can also efficiently prevent bacteria from breeding and oil stain from adhering, and withstand weather elements to enhance durability.



WiFi Control (Optional)

Wherever you are, you can keep your home comfortable using the Smart MideaAIR App.



Saving Smart Save iECO

Just click the SmartSavE ieco button to activate the mode: your AC can keep you cool over an **8-hour** night period, saving up to 60% energy. *

* Data base on testing lab, term & condition apply.



Xtreme Dura Series

- Golden fin
- Air magic
- Cold Catalyst Filter
- Low Noise
- Smart Diagnosis
- Follow Me
- WIFI Control (optional)

1.0HP

MSXD-09CRN8

- Cooling Capacity: 1.0HP
- Application area (sq.ft): 100-160

1.5HP

MSXD-12CRN8

- Cooling Capacity: 1.5HP
- Application area (sq.ft): 130-190

2.0HP

MSXD-18CRN8

- Cooling Capacity: 2.0HP
- Application area (sq.ft): 200-300

2.5HP

MSXD-24CRN8

- Cooling Capacity: 2.5HP
- Application area (sq.ft): 240-350



air magic



Flash Cooling



Prime Guard



Smart Control (optional)

WARRANTY

2 years Full Warranty | **5** years Compressor



Experience the air magic with Super Ionizer

Upon starting up, the air magic built-in device generates ions to remove airborne bacteria and dust. Making sure every breath take in clean, fresh and healthy air.



Cold Catalyst Filter

Cold Catalyst filtration system thoroughly eliminates harmful substances and decomposes a variety of harmful gases, providing clean and healthy air for you.



PrimeGuard™

Midea's PrimeGuard™ is more resistant in oxidation & corrosion than ordinary fins for condensers to furnish a steadier and long-lasting performance. It can also efficiently prevent bacteria from breeding and oil stain from adhering, and withstand weather elements to enhance durability.



WiFi Control (Optional)

Wherever you are, you can keep your home comfortable using the Smart MideaAIR App.

FOREST & FAIRY

WALL MOUNTED AIR CONDITIONER



R32 INVERTER

**BEST
SELLER**



IECO Mode



Super Cool



Super Ionizer



Smart Control
(optional)



FOREST Series

- Super Ionizer
- IECO Mode
- Gear Change
- Golden Fin
- Refrigerant Leakage Detect
- Follow Me
- Louver Position Memory
- Cold Catalyst Filter
- Self-cleaning
- Auto Restart Function
- Smart Control (Optional)

1.0HP

MSAF-10CRDN8

- Cooling Capacity: 1.0HP
- Application area (sq.ft): 100-160

1.5HP

MSAF-12CRDN8

- Cooling Capacity: 1.5HP
- Application area (sq.ft): 130-190

2.0HP

MSAF-18CRDN8

- Cooling Capacity: 2.0HP
- Application area (sq.ft): 200-300

2.5HP

MSAF-24CRDN8

- Cooling Capacity: 2.5HP
- Application area (sq.ft): 240-350

WARRANTY

2 years

Full Warranty

5 years

Compressor



R32 NON INVERTER



Super Ionizer



Golden Fin



Follow Me



Smart Control
(optional)



FAIRY Series

- Super Cool
- "Diamond-Edged" Casing
- Refrigerant Leakage Detect
- Self-diagnosis and Auto-protection
- High Density Filter
- Cold Catalyst Filter
- Self-cleaning
- 2-way Draining
- Louver Position Memory
- Auto Restart Function
- 24-hour Timer
- Timer/On/Off Manual Button

1.0HP

MSMF-09CRN8

- Cooling Capacity: 1.0HP
- Application area (sq.ft): 100-160

1.5HP

MSMF-12CRN8

- Cooling Capacity: 1.5HP
- Application area (sq.ft): 130-190

2.0HP

MSMF-18CRN8

- Cooling Capacity: 2.0HP
- Application area (sq.ft): 200-300

2.5HP

MSMF-24CRN8

- Cooling Capacity: 2.5HP
- Application area (sq.ft): 240-350

WARRANTY


2 years

Full Warranty

5 years

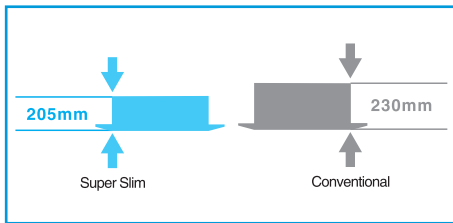
Compressor

CEILING CASSETTE | LIGHT COMMERCIAL AIR CONDITIONER

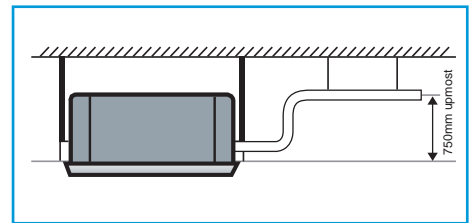


Independent Vane Control

(By wired controller)



Super Slim Design



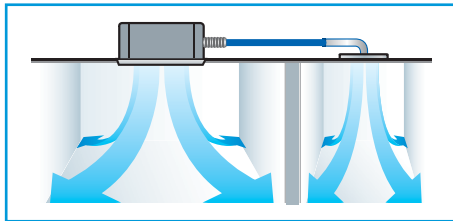
Built-in Drain Pump

The drain pump can pump the condensing water up to 750mm.



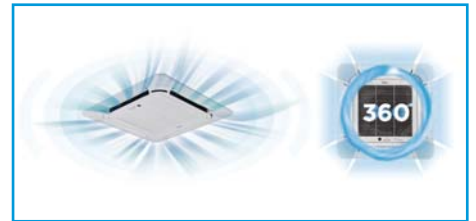
Fresh Air

Fresh air makes air quality healthier and more comfortable.



Reserved Air Outlet

Reserves the space for air outlet from the indoor side; It's available to connect air duct from the four sides to the nearby small rooms.



Cool Surround 360°

Unique seamless airflow louver design equipped with DC fan motor allows cool air to diffuse and sink in 360° direction, offering uniform cooling experience throughout the space.

Specifications

R32 Ceiling Cassette Inverter									
Cooling Capacity (HP)		1.5HP	2.0HP	2.5HP	3.0HP	4.0HP	4.0HP 3Phase	4.5HP	5.0HP
Indoor model		MCA3-12CRFNX	MCX-24CRFNX	MCX-24CRFNX	MCX-30CRFNX	MCX-36CRFNX	MCX-40CRFNX	MCX-42CRFNX	MCX-48CRFNX
Outdoor model		MOUX-12CFN8	MOUX-18CFN8	MOUX-24CFN8	MOUX-30CFN8	MOUX-36CFN8	MOUX-40CFN8	MOUX-42CFN8	MOUX-48CFN8
Power source	V/ph/Hz	220-240-/1/50	220-240-/1/50	220-240-/1/50	220-240-/1/50	220-240-/1/50	380-415-/3/50	220-240-/1/50	380-415-/3/50
Refrigerant piping	Liquid/Gas	Φ6.35/Φ9.52 (1/4"/3/8")	Φ6.35/Φ12.7 (1/4"/1/2")	Φ9.52/Φ15.9(3/8"/5/8")					

R32 Ceiling Cassette Non Inverter							
Cooling Capacity (HP)		1.5HP	2.0HP	2.5HP	3.0HP	4.0HP	5.0HP
Indoor model		MCA3-12CRN8	MCD-18CRN8	MCD-25CRN8	MCD-30CRN8	MCD-36CRN8	MCD-48CRN8
Outdoor model		MOUX-12CN8	MOUX-18CN8	MOUX-25CN8	MOUX-30CN8	MOUX-36CN8	MOUX-48CN8
Power source	V/ph/Hz	220-240-/1/50	220-240-/1/50	220-240-/1/50	220-240-/1/50	380-415-/3/50	380-415-/3/50
Refrigerant piping	Liquid/Gas	Φ6.35/Φ9.52 (1/4"/3/8")	Φ6.35/Φ12.7 (1/4"/1/2")	Φ9.52/Φ15.9(3/8"/5/8")			

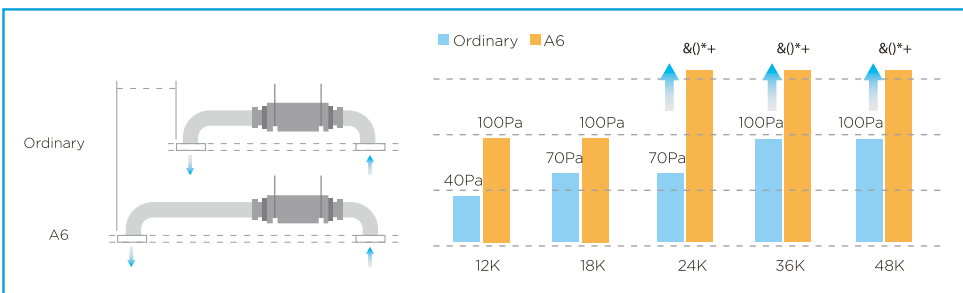
CEILING CONCEALED

LIGHT COMMERCIAL AIR CONDITIONER




- Built-in Drain Pump
- Sleep Mode
- Timer
- Auto Restart Function
- Wired Controller (Optional)
- Golden Fin

WARRANTY
7 years Full Warranty | **5** years Compressor




Up to 160Pa High Static Pressure

With new eccentric fan motor, the A6 Duct can be installed in various application that requires high static pressure up to 160Pa.




Built-in Drain Pump

The drain pump can lift the condensing water up to 750mm, which is convenient to install drainage pipes under most conditions. It also allows parts be replaced from the side where maintenance is easier.



PrimeGuard Coating for Long-lasting Performance

The unique anti-corrosive golden coating on the heat exchangers can withstand the salty air, rain and other corrosive elements. It also effectively prevents bacteria from breeding and improves heat efficiency.



Light Weight and Compact Design

With the weight decreases almost 20% and the size shrinks 12.5% in comparison with conventional one, the A6 duct save lots of installation efforts and time as well as creates bigger maintenance space.

Specifications

R32 Ceiling Conceal Inverter										
Cooling Capacity (HP)		1.5HP	2.0HP	2.5HP	3.0HP	4.0HP	4.0HP 3Phase	4.5HP	5.0HP	6.0HP
Indoor model		MTI-12CRFNX	MTI-18CRFNX	MTI-24CRFNX	MTI-30CRFNX	MTI-36CRFNX	MTI-40CRFNX	MTI-42CRFNX	MTI-48CRFNX	MTI-60CRFNX
Outdoor model		MOUX-12CFN8	MOUX-18CFN8	MOUX-24CFN8	MOUX-30CFN8	MOUX-36CFN8	MOUX-40CFN8	MOUX-42CFN8	MOUX-48CFN8	MOUX-60CFN8
Power source	V/ph/Hz	220-240-/1/50	220-240-/1/50	220-240-/1/50	220-240-/1/50	220-240-/1/50	380-415-/3/50	220-240/1/50	380-415-/3/50	380-415-/3/50
Refrigerant piping	Liquid/Gas	Φ6.35/Φ9.52 (1/4"/3/8")		Φ6.35/Φ12.7 (1/4"/1/2")		Φ9.52/Φ15.9 (3/8"/5/8")				

R410A Ceiling Conceal Non Inverter						
Cooling Capacity (HP)		2.0HP	2.5HP	4.0HP	5.0HP	6.0HP
Indoor model		MTI-18HRNI	MTI-24HRNI	MTI-36HRNI	MTI-48HRNI	MTI-60HRNI
Outdoor model		MOU-18HN1	MOU-24HN1	MOU-36HN1	MOU-48HN1	MOU-60HN1
Power source	V/ph/Hz	220-240-/1/50	220-240-/1/50	380-415-/3/50	380-415-/3/50	380-415-/3/50
Refrigerant piping	Liquid/Gas	Φ6.35/Φ12.7 (1/4"/1/2")		Φ9.52/Φ15.9 (3/8"/5/8")		Φ9.52/Φ19 (3/8"/3/4")

CEILING & FLOOR LIGHT COMMERCIAL AIR CONDITIONER



2-Style Installation

- Sleep Mode
- Timer
- Quiet Design
- Fresh Air
- 2-way Draining
- Auto Restart Function
- Wired Controller (Optional)
- 3D Airflow
- Golden Fin

WARRANTY
1 years Full Warranty | **5** years Compressor



Easy Maintenance

More than 60% parts and assemblies (such as fan wheels, plastic cases, metal parts etc.) are universal for 3 different bodies, which makes the production and maintenance much easier.



Fresh Air

Air outside can be led into the room via a connection pipe, which keeps the indoor air fresh and healthy.



3D Airflow

The unit has horizontal swing and auto vertical swing function, which supplies more even and comfortable air flow.

Specifications

R32 Ceiling Floor Inverter								
Cooling Capacity (HP)		2.0HP	2.5HP	3.0HP	4.0HP	4.0HP 3Phase	5.0HP	6.0HP
Indoor model		MUE-18CRFNX	MUE-24CRFNX	MUE-36CRFNX	MUE-36CRFNX	MUE-40CRFNX	MUE-48CRFNX	MUE-60CRFNX
Outdoor model		MOUX-18CFN8	MOUX-24CFN8	MOUX-30CFN8	MOUX-36CFN8	MOUX-40CFN8	MOUX-48CFN8	MOUX-60CFN8
Power source	V/ph/Hz	220-240-/1/50	220-240-/1/50	220-240-/1/50	220-240-/1/50	380-415-/3/50	380-415-/3/50	380-415-/3/50
Refrigerant piping	Liquid/Gas	Φ6.35/Φ12.7 (1/4"/1/2")			Φ9.52/Φ15.9(3/8"/5/8")			

R32 Ceiling Floor Non Inverter					
Cooling Capacity (HP)		2.5HP	3.0HP	4.0HP	5.0HP
Indoor model		MUE-25CRNX	MUE-36CRNX	MUE-36CRNX	MUE-48CRNX
Outdoor model		MOUX-25CN8	MOUX-30CN8	MOUX-36CN8	MOUX-48CN8
Power source	V/ph/Hz	220-240-/1/50	220-240-/1/50	380-415-/3/50	380-415-/3/50
Refrigerant piping	Liquid/Gas	Φ9.52/Φ15.9(3/8"/5/8")			

FLOOR STANDING


LIGHT COMMERCIAL AIR CONDITIONER

AirFeel TOWER



- Sleep Mode
- Timer
- Quiet Design
- Auto Restart
- Function
- Golden Fin

WARRANTY
1 year Full Warranty | 5 years Compressor



Reshape The Space

Truly Seamlessly Fit In Your Space



Reshape The Speed

Vertical Air Outlet, Larger Airflow Volume, Faster Cooling



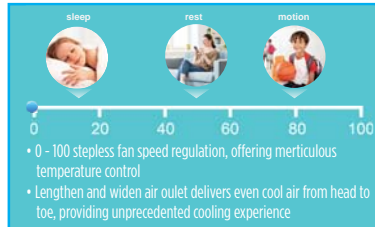
Reshape The Surrounding

Feel The Immersive Cool From Every Sides Of Your Room




Reshape The Sense

Flexibly Control The Cool Airflow In The Way You Need



Reshape The Flexi

Even Cooling, Even From Head To Toe



Reshape The Silence

Enjoy More Even Coolness With Less Noise

GA SERIES



- Quiet Design
- Self-diagnosis & Auto-protection
- LCD Display
- Auto Restart Function
- Easy Cleaning Panel
- Silver Ion Filter
- Golden Fin

WARRANTY
1 year Full Warranty | 5 years Compressor



Front Air Inlet

The air inlet is located at the front of the unit to ensure better air intake.



Golden Fin

The innovative anti-corrosion coating on the fin helps to prevent bacteria and enhance the efficiency of heat transfer.



Self-Diagnosis & Auto-Protection

In the case of abnormal operation, the unit will protect the system by shutting down automatically. Meanwhile the error code enables engineers to identify the problem quickly.

Specifications

AirFeel Tower Floor Standing			
Cooling Capacity (HP)		2.5HP Inverter (R410A)	2.5HP Non Inverter (R32)
Indoor model		MFYA-24ARFNI	MFYA-25CRNX
Outdoor model		MOUX-24ARFNI	MOUX-25CN8
Power source	V/ph/Hz	220-240-/1/50	220-240-/1/50
Refrigerant piping	Liquid/Gas	Φ6.35/Φ12.7 (1/4"/1/2")	Φ9.52/Φ15.9(3/8"/5/8")

R32 GA Floor Standing (Non Inverter)			
Cooling Capacity (HP)		2.5HP	5.0HP
Indoor model		MFGA-25CRNX	MFGA-48CRNX
Outdoor model		MOUX-25CN8	MOUX-48CN8
Power source	V/ph/Hz	220-240-/1/50	380-415-/3/50
Refrigerant piping	Liquid/Gas	Φ9.52/Φ15.9(3/8"/5/8")	

WINDOW TYPE

AIR CONDITIONER

1.0HP

MWF-09CMN1

- Cooling Capacity: 1.0HP
- Application area (sq.ft): 90-140

1.5HP

MWF-12CMN1

- Cooling Capacity: 1.5HP
- Application area (sq.ft): 130-190

2.0HP

MWF-18CMN1

- Cooling Capacity: 2.0HP
- Application area (sq.ft): 200-300

2.5HP

MWF-24CMN1

- Cooling Capacity: 2.5HP
- Application area (sq.ft): 250-370



Self Evaporative System



Fresh Air



Auto Defrosting

- Timer
- Auto Swing (Vertical)

- Easy Cleaning Panel

WARRANTY

1 year Full Warranty | **5** years Compressor

PORTABLE

AIR CONDITIONER

PF Series

- Self-diagnosis and Auto-protection
- Auto Swing (Horizontal)
- Easy Installation
- Timer
- Auto Restart Function
- Omni-directional Caster

1.0HP

MPF-09CRN1

BEST SELLER

- Capacity: 1.0HP
- Application area (sq.ft): 90-140

1.5HP

MPF-12CRN1

BEST SELLER

- Capacity: 1.5HP
- Application area (sq.ft): 130-180

WARRANTY

1 year Full Warranty | **5** years Compressor



Standard accessories



PH Series

- Easy Installation
- Timer
- Auto Restart Function
- Omni-directional Caster

1.0HP

MPH-09CRN1

- Cooling Capacity: 1.0HP
- Application area (sq.ft): 80-130

WARRANTY

1 year Full Warranty | **5** years Compressor



Standard accessories



Ionizer



Self Evaporative System



Sleep Mode



Self Evaporative System



Sleep Mode



Self-diagnosis and Auto-protection



WASHING MACHINE

More gentleness, more care.



WASHER & DRYER COMBO

WASHING MACHINE

Wash **8.5kg** Dryer **6.0kg** **INVERTER**

MF200D85B **NEW**

- Capacity: Wash 8.5kg/ Dryer 6.0kg
- 45min Rapid Wash
- 90°C Drum Clean
- Steam Care
- Allergy Care
- Auto Clean
- Turbo Wash
- Lunar Dial
- Add Garment



Quick Wash
(15min)



Combo Wash
& Dry

WARRANTY

2 years Full Warranty | **3** years Control Panel | **10** years Motor





HealthGuard

focuses on Hygiene and Health Care. In MF200, HealthGuard system points to all cycles in left line, combined with Auto Clean and Stem Care.



AUTOCLEAN

Auto Clean cycle will be automatically activated to have inner and outer drum totally cleaned.

(includes programs as Cotton, Mix, Synthetic, Jeans, Cold Wash.)



Steam Care

Steam Care will have drum heated to develop steam to reach **99.99%*** Sterilization.

(includes programs as Allergy Care and Steam Care)
* Tested by Vkan Certification & Testing Co., Ltd.



Lunar Dial

Inspired from the splendor and purity of luna, we have Lunar Dial as the key element of Midea Laundry Series. Different from traditional knobs, Lunar Dial integrates the functions from both knob and screen display, offering you more direct laundry experience.




Inverter Quattro

leads to **70%** energy saving, **10.4%** lower noise and more than 10 years durable life.



Drum Clean

Manually selected from touch panel, then drum will have 1/3 water in and heated up to 90°C to have drum self-cleaned -- Anti-bacteria and hegh temperature to kill germ.



HealthGuard


Wash **8.5kg** Dryer **5.0kg** **INVERTER**

MF100D85B **NEW**

- Capacity: Wash 8.5kg/ Dryer 5.0kg
- 45min Rapid Wash
- 90°C Drum Clean
- Lunar Dial
- Auto Clean
- Turbo Wash
- Add Garment



Quick Wash
(15min)



Combo Wash
& Dry

WARRANTY

2 years Full Warranty | **3** years Control Panel | **10** years Motor

FRONT LOAD

WASHING MACHINE

NEW



Wash
7.5kg

MF100W75

- Capacity: 7.5kg

Wash
8.5kg

INVERTER

MF100W85B

- Capacity: 8.5kg

Wash
9.5kg

INVERTER

MF100W95B

- Capacity: 9.5kg

- Pre-wash
- Broad Vision Port
- 15' Quick Wash
- Mute the Beep

WARRANTY

2 years Full Warranty | **3** years Control Panel | **10** years Motor

HYGIENE 90°C


Enhanced Cleaning and Sterilization

Stubborn stains, detergent residues and harmful germs are thoroughly removed when choosing the Hygiene 90°C mode, which is beneficial for children and elders who are especially sensitive to allergens.



AUTO CLEAN

High-speed water flow clears dirt residues off the inner and outer drum to prevent secondary pollution of the clothes.



Lunar Dial

Inspired from the splendor and purity of luna, we have Lunar Dial as the key element of Midea Laundry Series. Different from traditional knobs, Lunar Dial integrates the functions from both knob and screen display, offering you more direct laundry experience.



Multiple Temperature

Multiple Temperature to select for gentle wash delicate clothes delicate clothes such wool, and silk.



One-Touch Pre-Wash

Extra Care for Dirty Clean

Adding Pre-wash program for badly messed clothes by one step, dirty clothes will be soaked and gently washed before main cycle to achieve the best washing result.

DRYER



Anti-Wrinkle



Condensing Technology



Temperature Sensor



Condensing Electronic Control

Electronically controlled dryer process for max drying efficiency



Venting Dryer



Temperature Sensor



Child Lock



Dryer
8kg

MD-C8800

BEST SELLER

- Capacity: 8kg
- Humidity Sensor
- Child Lock
- Electronic control
- Cool-down phase
- Transparent windows
- Error alarm
- Delay Start
- Temperature Sensor
- LED Display
- Button program selection
- Interior lighting
- Front lint filter
- Cycle status light

WARRANTY

2 years Full Warranty | **3** years Control Panel | **10** years Motor

Dryer
7kg

MD-7388

- Capacity: 7kg
- Electronic control
- Cool-down phase
- Front lint filter
- Error alarm
- Buzzer
- Button program selection
- Transparent door
- Crease guard option
- Cycle status light

WARRANTY

2 years Full Warranty | **3** years Control Panel | **5** years Motor

FULLY AUTO

WASHING MACHINE



AUTOCLEAN

From Inner to Outer Drum

Avoid secondary pollution

The water flushes between the inner and outer drums throughout the whole self-cleaning process, removing dirt and residues away to maintain a healthy washing environment.



Powerful water flow flushes between the inner and outer drums, removing dirt and residues away



Auto Clean cycle is automatically activated during drain process, ensuring a clean and safe washing condition.



Hygiene

Advanced Cleaning and Sanitization

For children and seniors who are more sensitive to bacterium and germs, Hygiene provides special care to protect their health.

Based on original programs, Hygiene provides:



Prolonged washing time



Enhanced tempo and water flow



3 times rinsing (Once more)



ONE TOUCH WASH

Fuzzy Logic Technology

Just power on and press Start.

The Fuzzy Logic is activated to weigh the laundry and automatically select the proper program accordingly.

Water level and time is set, offering you a worryless laundry experience.



1 Power on




2 Start

to activate Intelligent Washing.



15' Quick Wash

A Cycle for small loads of laundry will be finished within 15 minutes. Never in a hurry, and always be at your best.



Water Cub Tub

Imitate hand washing to provide gentle care for clothes.



Pulsator

Lifting flow propelled by the impeller prevents tangle and knot.

FULLY AUTO

WASHING MACHINE



NEW

Wash
7.5kg

MA100W75

- Capacity: Wash 7.5kg

Wash
8.5kg

MA100W85

- Capacity: Wash 8.5kg

Wash
9.5kg

MA100W95

- Capacity: Wash 9.5kg
- Lunar Dial
- 15' Quick Wash
- Auto Clean
- Hygiene
- Water Cub Tub
- Pulsator
- One-Touch Smart Wash
- Easy-to-clean Metal Lint Filter

WARRANTY

2 years Full Warranty | **3** years Control Panel | **10** years Motor



**ONLINE
HOT SELLER**

Wash
7.5kg

MA100W75/WK/E

- Capacity: Wash 7.5kg

Wash
8.5kg

MA100W85/WK/E

- Capacity: Wash 8.5kg


Wash
9.5kg

MA100W95/WK/E

- Capacity: Wash 9.5kg
- Lunar Dial
- 15' Quick Wash
- Auto Clean
- Hygiene
- Water Cub Tub
- Pulsator
- One-Touch Smart Wash
- Easy-to-clean Metal Lint Filter


WARRANTY

2 years Full Warranty | **3** years Control Panel | **5** years Motor



Water Cub Tub

Imitate hand washing to provide gentle care for clothes.



Easy-to-clean

Metal Lint Filter

Cleaning the filter regularly ensures a better washing result.



Pulsator

Lifting flow propelled by the impeller prevents tangle and knot.

Easy-to-clean Metal Lint Filter



1. Lint, hair, tissues and residues are effectively collected.



2. Flush water through to clean up the filter.



3. Click. All set.

FULLY AUTO

WASHING MACHINE



NEW



Wash 7.5kg

MA200W75

- Capacity: Wash 7.5kg

Wash 8.5kg

MA200W85

- Capacity: Wash 8.5kg

Wash 9.5kg

MA200W95

- Capacity: Wash 9.5kg

Wash 10.5kg **INVERTER**

MA200W105D

- Capacity: Wash 10.5kg
- Inverter Quattro*
- AirFresh
- Lunar Dial
- One Touch Wash

Wash 13.5kg **INVERTER**

MA200W130D

- Capacity: Wash 13.0kg
- Easy-to-clean Metal Lint Filter
- Soft Close Lid
- Auto Stop
- Child Lock

- Auto Clean
- Hygiene+
- Deep Clean
- Turbo

WARRANTY

2 years Full Warranty	3 years Control Panel	10 years Motor
---------------------------------	---------------------------------	--------------------------

* Inverter Quattro only for model MA200W105D & MA200W130D


INVERTER QUATTRO

Energy Saving and Silent Operating



- STABLE**
The motor directly drives the inner drum, providing stronger power and keeping stable operating.
- EFFICIENCY**
Precisely control the washing rhythm to improve washing efficiency and effect.
- QUIET**
Prolonged service life and significant lower noises.
- SAVING**
Space saving compared with other washers of the same capacity.

* Inverter Quattro only for model MA200W105D & MA200W130D



Soft Close
Matte Glass Lid

Airfresh
All-around Fresh Care




3 Water Channels + **1** Filter Water Channel

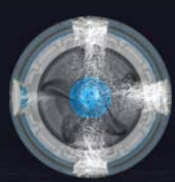
3+1 CHANNELS

DEEP CLEAN

3D Cyclone Cleaning System

The water cube impeller and drum form cyclone water flows to deeply clean the mixed clothes of different types and prevent them from twining at the same time.



+

+


PULSATOR
The lifting flow generated by the impeller in the pulsator cleans the laundry more deeply.

WATER CUBE TUB
The water cube tub is designed to imitate hand washing which provides gentle care for clothes.

3+1 CHANNELS
The 3+1 powerful water flows can effectively prevent tangles from generating.



Lunar Dial
Working Status at a Glance

Inspired from Midea logo, integrated with program display and process tracking, Lunar Dial is regarded as Midea Laundry's key visual element.



Independent Design For Softener
Smooth Laundry Better

FULLY AUTO

WASHING MACHINE





3D Waterfall Current



Soft Close Lid
(Exclude MFW-1055CV)



Big Detergent Box

Wash **10.5kg**

MFW-1055CV

- Capacity: Wash 10.5kg

Wash **12.5kg**

MFW-1255CV

- Capacity: Wash 12.5kg

Wash **16kg** **INVERTER**


MFW-1655CVI

- Capacity: Wash 16kg
- Fuzzy
- Auto-power Off
- Child Lock
- Memory Of Power Interrupt
- Auto Unbalancing Detection
- Error Alarm
- LED Display
- Colour: Grey

BEST SELLER

WARRANTY


2 years Full Warranty	3 years Control Panel	10 years Motor
---------------------------------	---------------------------------	--------------------------




WATER MAGIC CUBE

Third Generation Water Magic Cube Pulsator


Using the wavy rib, like a spinning board, The surface is lined with 432 bloat holes , which greatly improves the washing ratio (37.4% improved).




Less Tangling
51%




Clean Rate
27%



Less Water
37%




→




2nd generation Pulsator


- Big S-shape blade, wider, higher and more powerful.




→



- Special designed running program can agitate the clothes up and down for a adequate washing.



→



- Jet water spray to improve the washing performance and reduce the residue of the detergent.

ONE TOUCH WASH





Soft Touch Drum
The drum with water drop design, wash the clothes

Tempered Glass Cover
The cover was made of Tempered glass, bears up to **150kg**, safe and durable.

Streamlined Design
Curve integrated glass, Streamlined design.

Super Window
Integrated transparent cover, bigger window, easy to monitor the washing status.

Soft Close Lid
Safe, smooth and elegant lid opening and closing operation is designed to avoid finger pinching and eliminate the sound of slamming.



FULLY AUTO

WASHING MACHINE

Wash 7.5kg ONLINE HOT SELLER

MFW-EC750

- Capacity: Wash 7.5kg



3D Waterfall Current
(Only available in MFW-EC950)



Tube Clean



Air Drying

Wash 8.5kg

MFW-EC850

- Capacity: Wash 8.5kg

Wash 9.5kg

MFW-EC950

- Capacity: Wash 9.5kg

- Fuzzy
- LED Display
- Auto-power Off
- Memory Of Power Interrupt
- Auto Unbalancing Detection
- Error Alarm
- Child Lock
- Colour: Grey

WARRANTY

2 years Full Warranty	3 years Control Panel	5 years Motor
---------------------------------	---------------------------------	-------------------------



Wash 7.5kg

MFW-752S

- Capacity: Wash 7.5kg



3D Waterfall Current
(Only available in MFW-952S)



Tube Clean



Air Drying

Wash 8.5kg

MFW-852S

- Capacity: Wash 8.5kg

Wash 9.5kg

MFW-952S

- Capacity: Wash 9.5kg

- Fuzzy
- LED Display
- Auto-power Off
- Memory Of Power Interrupt
- Auto Unbalancing Detection
- Error Alarm
- Child Lock
- Colour: Grey

WARRANTY

2 years Full Warranty	3 years Control Panel	10 years Motor
---------------------------------	---------------------------------	--------------------------




ONE TOUCH WASH



Tub Clean

Tub Clean program is specially set for tub cleaning, you can select this program to regularly clean up the residue and bacteria in the tub.



Air Dry

During spinning, air outside is circulated into the tub to refresh and dry clothes.



Soft Touch Tub

The tub with water drop design, wash the clothes gently like hand, the spray water from the holes removes the stains effectively.


3D Waterfall Current

Agitate Flow



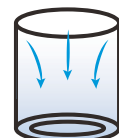
Split the cloths

Constant Flow



Reduce the tangle

3D Flow



Improve the washing and soaking performance

SEMI AUTO

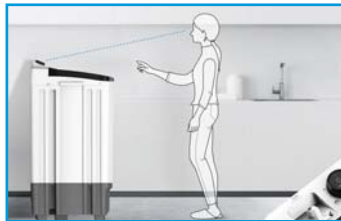
WASHING MACHINE

NEW



Durable Body

The body design is mainly made of anti-rust material, which is hardly rusted and more flexible than steel material. Even in tough circumstances, it's more durable and hard to be dented.



Higher Back Control Panel

Best viewing angle for better user experience.



Large Knob Design

Easy to operate and recognize functions displayed.




Humanized Hook Design

The washing tank cover is removable. And the hook is designed as kit for hanging the cover to free your hands.



Easy-to-clean Metal Lint Filter

The removable filter is made of Metal material which ensure **HYGIENE** condition during the washing process, it can also be easily taken out, so that leading it to be simple to clean up the lint, fluff and particles. It only takes a small effort to keep your machine working its best.



Dual Force Pulsator

The independent big and small pulsators will generate different water flows in multiple directions and levels to stimulate hand-washing performance.



Airfresh

Thanks to the unique AirFresh design, the water can be effectively taken away from clothes by the inner and outer air circulation.



Water Inlet Selection

The switch can control water inlet direction, switch to left to let water flow in wash drum and right to let water flow in spin drum which can enhance rinsing effect. Hence there's no need to move water inlet pipe anymore.

SEMI AUTO

WASHING MACHINE



Wash
7kg

MSW-7118P

• Capacity: Wash 7kg

WARRANTY

1 year Full Warranty | 5 years Motor



Wash
8kg

MSW-8008P

• Capacity: Wash 8kg

WARRANTY

1 year Full Warranty | 5 years Motor



Wash
15kg

MSW-1508P

• Capacity: Wash 15kg

WARRANTY

1 year Full Warranty | 5 years Motor



AIR DRY

Reduces drying time



Wash
6kg

MSW-6008P

• Capacity: Wash 6kg

Wash
11kg

MSW-1108P

• Capacity: Wash 11kg

Wash
9kg

MSW-9008P

• Capacity: Wash 9kg

Wash
13kg

MSW-1308P

• Capacity: Wash 13kg

WARRANTY

1 year Full Warranty | 5 years Motor

General feature:



Plastic Body



Wash Drain Selector



Spin Timer Selector



Wash Timer Selector



SPECIFICATION

Front Load



NEW



NEW



NEW

Model	MF100W75	MF100W85B	MF100W95B
Capacity	Wash 7.5kg	Wash 8.5kg	Wash 9.5kg
Gross Weight (kg)	63	72	76
Net Weight (kg)	60	68	71
Carton Dimension (WxDxH) (mm)	575x650x885	660x680x875	695x680x875
Net Dimension (WxDxH) (mm)	495x595x850	595x565x850	595x565x850

Dryer



NEW



NEW

Model	MD-C8800	MD-7388	MF100D85B	MF200D85B
Capacity	8kg	7kg	Wash 8.5kg Dry 5kg	Wash 8.5kg Dry 6kg
Gross Weight (kg)	44	36	72	68
Net Weight (kg)	41	33	68	65
Carton Dimension (WxDxH) (mm)	680x660x880	565x665x890	660x680x875	650x555x885
Net Dimension (WxDxH) (mm)	595x615x845	555x595x840	595x565x850	595x475x850

SPECIFICATION

Fully Auto



Model	NEW MA100W75	NEW MA100W85	NEW MA100W95	NEW MA100W75/WK/E	NEW MA100W85/WK/E	NEW MA100W95/WK/E
Capacity	Wash 7.5kg	Wash 8.5kg	Wash 9.5kg	Wash 7.5kg	Wash 8.5kg	Wash 9.5kg
Gross Weight (kg)	33	34	37	33	34	37
Net Weight (kg)	29	30	33	29	30	33
Carton Dimension (WxDxH) (mm)	575x585x970	575x585x990	550x565x900	575x585x970	575x585x990	618x628x990
Net Dimension (WxDxH) (mm)	515x525x910	515x525x900	550x565x900	515x525x910	515x525x900	550x565x900



Model	NEW MA200W75	NEW MA200W85	NEW MA200W95	NEW MA200W105D	NEW MA200W130D
Capacity	Wash 7.5kg	Wash 8.5kg	Wash 9.5kg	Wash 10.5kg	Wash 13kg
Gross Weight (kg)	35	40	40	45	53
Net Weight (kg)	31	36	36	41	46
Carton Dimension (WxDxH) (mm)	575x585x970	618x628x990	618x628x995	621x630x1029	660x685x1065
Net Dimension (WxDxH) (mm)	515x525x915	550x565x915	550x565x915	580x596x968	601x630x1000

SPECIFICATION

Fully Auto



Model	MFW-952S	MFW-1055CV	MFW-1255CV	MFW-1655CVI
Capacity	Wash 9.5kg	Wash 10.5kg	Wash 12.5kg	Wash 16kg
Gross Weight (kg)	41	45	53	59
Net Weight (kg)	37	40	46	54
Carton Dimension (WxDxH) (mm)	621x630x1025	664x679x1075	660x685x1065	729x761x1075
Net Dimension (WxDxH) (mm)	550x565x955	580x596x968	580x596x968	640x684x1024



Model	MFW-EC750	MFW-EC850	MFW-EC950	MFW-752S	MFW-852S
Capacity	Wash 7.5kg	Wash 8.5kg	Wash 9.5kg	Wash 7.5kg	Wash 8.5kg
Gross Weight (kg)	33	38	41	33	38
Net Weight (kg)	29	34	37	29	34
Carton Dimension (WxDxH) (mm)	575x585x975	618x628x995	621x630x1025	575x585x975	618x628x995
Net Dimension (WxDxH) (mm)	515x525x915	550x565x920	550x565x955	515x525x915	550x565x920

SPECIFICATION

Semi Auto



Model	MSW-6008P	MSW-7118P	MSW-8008P	MSW-9008P	MSW-1108P
Capacity	Wash 6kg	Wash 7kg	Wash 8kg	Wash 9kg	Wash 11kg
Gross Weight (kg)	20.5	20.5	23	24.5	26
Net Weight (kg)	18	18	19	21	23
Carton Dimension (WxDxH) (mm)	453x760x885	453x760x885	475x778x918	505x840x900	546x886x992
Net Dimension (WxDxH) (mm)	430x735x845	430x735x845	448x761x885	485x827x865	572x870x957



Model	MSW-1308P	MSW-1508P	NEW MT100W70	NEW MT100W80
Capacity	Wash 13kg	Wash 15kg	Wash 7kg	Wash 8kg
Gross Weight (kg)	34.5	43.5	21	23
Net Weight (kg)	30	38	18.5	20
Carton Dimension (WxDxH) (mm)	580x950x1050	575x1015x1200	760x453x885	778x475x920
Net Dimension (WxDxH) (mm)	537x902x984	555x995x1155	735x430x855	761x448x885



Model	NEW MT100W90	NEW MT100W110	NEW MT100W130	NEW MT100W150
Capacity	Wash 9kg	Wash 11kg	Wash 13kg	Wash 15kg
Gross Weight (kg)	25	27	34	43.5
Net Weight (kg)	22	23	29.5	37.5
Carton Dimension (WxDxH) (mm)	870x520x950	886x546x1000	950x580x1020	1020x580x1185
Net Dimension (WxDxH) (mm)	827x485x895	870x512x950	902x537x974	995x555x1105



REFRIGERATOR

Touch freshness before tasting it



4 DOOR

REFRIGERATOR

INVERTER
compressor



Gross Capacity
560L

MFT-585WEGBI

- Gross Capacity: 560L
- Net capacity: 479L
- Premium Tempered Glass Door
- 2-Cooling System
- LED Display Control
- Interior LED light
- Multi Air Flow System
- PT Fresh
- Super Cooling and super freezing function

Model

Dimension (WxDxH)(mm)

MFT-585WEGBI

833x738x1840


12
YEARS

WARRANTY
COMPRESSOR

* Visual for reference & illustration purpose only.



Recessed handle



LED display control



Detachable Ice-Maker



Double Crispers
Drawer



Sliding Tray with
rollers



Crisper Drawer with
rollers

**Conventional
COMPRESSOR**



**INVERTER
COMPRESSOR**

WIDE VOLTAGE
154V-276V

ENERGY SAVING
24%



Double Crispers
Drawer



Sliding Tray with
rollers



Crisper Drawer with
rollers



VACATION MODE

When vacation mode is activated, the fridge compartment will stop functioning.

ECO FRIENDLY
R600a
REFRIGERANT

4 DOOR

REFRIGERATOR

INVERTER
compressor



Gross Capacity
519L

MDRF632FGF28 **NEW**

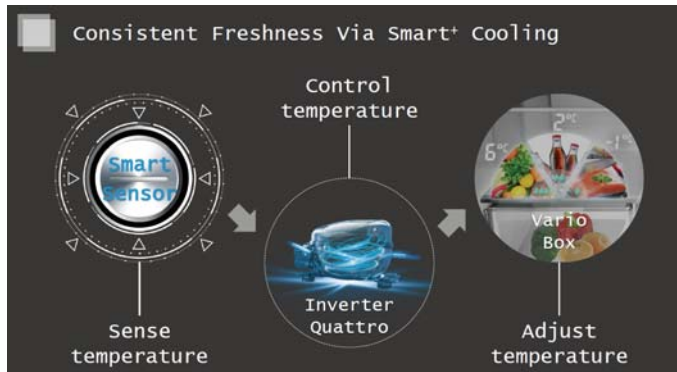
- Gross Capacity : 519L
- Door Panel : VCM Black
- Multi Air Flow System
- Single Cooling Zone System
- Super cooling & super freezing Function
- PT Fresh : Platinum Fresh
- LED Display Control
- Interior LED Light

Model **Dimension (WxDxH)(mm)**
MDRT632FGF28 833x653x1775

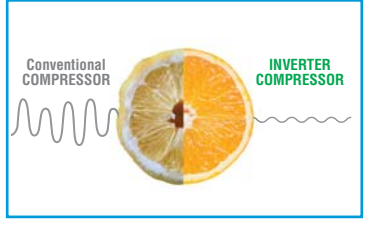
12 YEARS WARRANTY
COMPRESSOR

ECO FRIENDLY
R600a
REFRIGERANT

Smart⁺ Cooling with Inverter Quattro



Vario Box
The left crisper in the fridge can be controlled directly through the external digital control panel. The temperature can be adjusted as 6°C, 2°C and -1°C. Equipped with temperature sensor and separate air duct, the crisper leads accurate temp for different food.



Inverter Quattro
Compressor and fan inverter, speed in response to cooling demand. It uses less energy, minimizes noise and makes temperature stable.



Platinum Fresh
Effectively solve odor problem and create an odorless environment in refrigerator.



No Frost
No need to defrost. Remain clear and clean.



360° Air Cooling
Keeping original taste, great shape and bright color.



Changeover Crisper
Drawers on the first floor of the freezer can be switched over to a bigger space. Which is used to hold large food.



Tempered Glass
Super strong glass shelf; maximum load bearing 36kg.



Anti-Fall Bins
The bottom row door bins of the fridge are increased by 2cm to prevent the big bottles from dumping.

SIDE BY SIDE

REFRIGERATOR





Recessed handle



LED display control

Gross Capacity
587L

MSS-580WEVB

- Net capacity: 510L
- Black VCM Door
- High Temperature Alarm Mode
- Multi Air Flow System
- Twist Ice Maker & Ice Tray
- Super Cooling And Super Freezing Function
- Frost Free
- Interior Led Light
- Durable Storage Racks
- Big Crisper Drawer

10 YEARS WARRANTY COMPRESSOR

Model	Dimension (WxDxH)(mm)
MSS-580WEVB	895x690x1788

INVERTER





Recessed handle



LED display control

Gross Capacity
580L

MSS-582WEGBI

- Net capacity: 525L
- Premium Tempered Glass Door
- High Temperature Alarm Mode
- Multi Air Flow System
- Twist Ice Maker & Ice Tray
- Super Cooling And Super Freezing Function
- Frost Free
- Interior Led Light
- Durable Storage Racks
- Big Crisper Drawer

12 YEARS WARRANTY COMPRESSOR

Model	Dimension (WxDxH)(mm)
MSS-582WEGBI	895x745x1788



Multi Air Flow

Air duct and circulation system ensuring no-frost in the cooling and freezing compartments so the user does not have to manually defrost the refrigerator and food remains fresh.

Conventional COMPRESSOR



INVERTER COMPRESSOR

WIDE VOLTAGE
154V-276V

ENERGY SAVING
24%

Available in MSS-582WEGBI



VACATION MODE

When vacation mode is activated, the fridge compartment will stop functioning.



DOUBLE DOOR

REFRIGERATOR

INVERTER

NEW



Electronic control



Cooling Zone



Active-C Fresh

- Inverter Quattro
- Active-C Fresh
- Big Cooling Zone
- Big Ice Tray
- 2L door rack
- Smart sensor
- Electronic Control
- Special Egg Tray
- Highlight-LED

Gross Capacity
200L

MDRT268MTB28-MY

- Net capacity: 179L

Gross Capacity
240L

MDRT307MTB28-MY

- Net capacity: 203L

Gross Capacity
280L

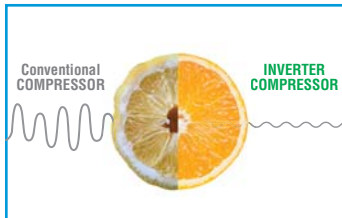
MDRT346MTB28-MY

- Net capacity: 236L

Model	Dimension (WxDxH)(mm)
MDRT268MTB28-MY	545x610x1267mm
MDRT307MTB28-MY	545x610x1372mm
MDRT346MTB28-MY	545x610x1522mm



12 YEARS WARRANTY COMPRESSOR



Inverter Quattro

Compressor and fan inverter, speed in response to cooling demand. It uses less energy, minimizes noise and makes temperature stable.




Smart Sensor

Special built-in smart sensors will detect fluctuating external temperature to maintain an optimum internal cooling temperature for longer freshness. Super-efficient built-in Inverter compressor will ensure optimum energy saving



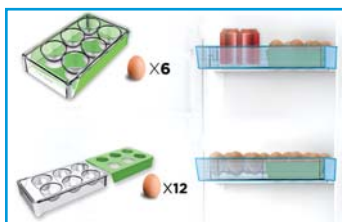
Digital Temperature Control

4 precise temperature settings to suit all your cooling needs. Super Cooling function is especially useful for speedy cooling.



True Big Capacity

Compact body with larger interior space, achieved using advanced foaming technology for an ultra-thin insulated wall. Up to 8% more space vs. conventional foaming for a more spacious interior for storage.



Expandable Egg Trays

Uniquely designed egg trays are space saving yet practical.



Active-C Fresh

Built-in layered carbon removes odor so that food stays fresher longer.



Chiller Box

Convenient storage for deli, fresh fish or meat. Chilled at 0°C to maintain freshness without the freeze for time saving food preparation.

DOUBLE DOOR

REFRIGERATOR



Gross Capacity
370L

MD-373V
• Net capacity: 340L

Gross Capacity
453L

MD-468V
• Net capacity: 414L

10 YEARS WARRANTY COMPRESSOR

Model	Dimension (WxDxH)(mm)
MD-373V	600x680x1720
MD-468V	700x670x1880



Detachable Ice-Maker



Fresh filter



Storage solution (Dual humidity-control drawer)



Chiller box



Hidden Cap



Flat Door



Gross Capacity
260L

MD-262V
• Net capacity: 222L

Gross Capacity
300L

MD-333V
• Net capacity: 252L

10 YEARS WARRANTY COMPRESSOR

Model	Dimension (WxDxH)(mm)
MD-262V	545X623X1522
MD-333V	545X623X1657



- Slide chiller compartment
- Crisper with humidity control
- Detachable ice-maker & magic box
- 2L bottle rack
- Interior LED light
- Adjustable leg
- Recessed handle



Multi air flow system



Temperature control panel



Green ion deodorizer



Gross Capacity
185L

MD-222V
• Net capacity: 165L
• Color: Silver

Gross Capacity
185L

MD-228B
• Net capacity: 165L
• Color: Black



High Gloss and Hairline Dark Panel



Recess handle



Durable Top Cover

- Fast Cool
- 2L bottle rack
- Oversized Crisper
- High Gloss and Hairline Dark Panel
- Crisper with humidity control optional
- Sink-style top cover optional
- Electronic temperature control
- Crisper can be pulled out when the door opened at 90°
- Frost free
- Interior LED light
- Multi Air Flow System

Model	Dimension (WxDxH)(mm)
MD-222V	510x585x1344
MD-228B	510x585x1344



SINGLE DOOR

REFRIGERATOR



Gross Capacity
156L

MS-196

- Net capacity: 151L
- Color: Silver

Gross Capacity
187L

MS-235

- Net capacity: 181L
- Color: Silver

Gross Capacity
156L

MS-196B

- Net capacity: 151L
- Color: Black

Model	Dimension (WxDxH)(mm)
MS-196/MS-196B	520x590x1120
MS-235	520x590x1280

WARRANTY	
1 year Full Warranty	5 years Compressor



Separate chiller compartment



Egg tray




2L bottle rack



Recessed handle

- Semi-automatic defrosting
- Interior light
- Mechanical temperature control
- Adjustable leg



Gross Capacity
95L

MS-93

- Net capacity: 93L

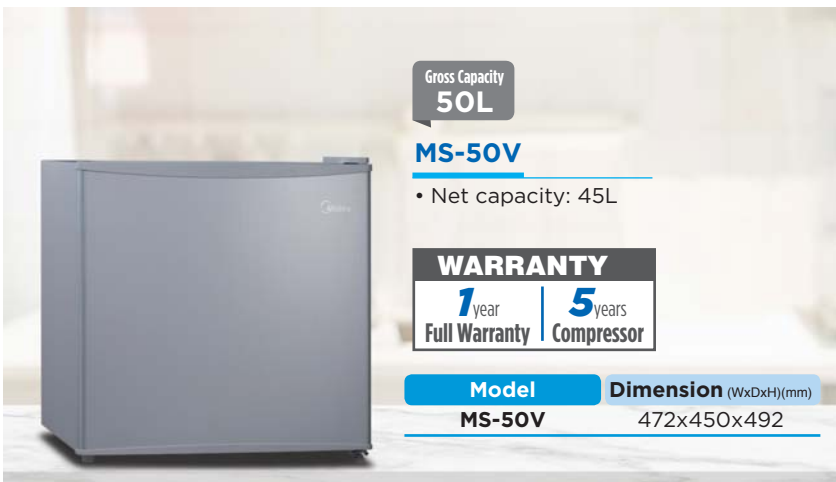
WARRANTY	
1 year Full Warranty	5 years Compressor

Model	Dimension (WxDxH)(mm)
MS-93	472x450x860



Separate chiller compartment

- Reversible door
- Energy saving
- Adjustable leg
- Mechanical temperature control



Gross Capacity
50L

MS-50V

- Net capacity: 45L

WARRANTY	
1 year Full Warranty	5 years Compressor

Model	Dimension (WxDxH)(mm)
MS-50V	472x450x492



Separate chiller compartment

- Reversible door
- Mechanical temperature control
- Adjustable leg

SHOWCASE-CHILLER

Gross Capacity 211L
MSC-216BE
 • Net capacity: 210L

Gross Capacity 310L
MSC-316BE
 • Net capacity: 309L

Low-E Insulation for better cooling effect

Model	Dimension (WxDxH)(mm)
MSC-216BE	520x610x1747
MSC-316BE	595x610x2005

WARRANTY
 1 year Full Warranty | 5 years Compressor

Gross Capacity 187L
MSC-186BE
 • Net capacity: 186L

WARRANTY
 1 year Full Warranty | 5 years Compressor

Model	Dimension (WxDxH)(mm)
MSC-186BE	520x610x1375

General feature:



Easy to clean interior



Interior fan




Interior LED light



Built-in Lock



Hollow Tempered Glass



Recessed handle



Multi-layer shelf



0°C



4°C



10°C

- Flexible Size Compartment to fit various sizes of food and beverages packing sizes
- Easy To Operate
- Temperature Range: 0°C to 10°C

UPRIGHT FREEZER



- Frost free
- Multi-air flow
- Low Noise
- Dual Mode
- Electronic control
- Reversible door
- Super freeze function

Gross Capacity
300L

MUF-307SS (No Frost)

- Net capacity: 232L
- Stainless Steel Door
- Air Duct Design
- Door Open Alarm
- Power consumption: Rated power 150W

10 YEARS WARRANTY COMPRESSOR

ECO FRIENDLY
R600a
REFRIGERANT

Model	Dimension (WxDxH)(mm)
MUF-307SS	595x635x1720



Zero Clearance
When the door is opened at a **90 degree angle**, the fruit and vegetable crispers open completely

SPACE SAVE
Space save and well-fit with furniture is very important for families.



Drawer Side-recessed Handles
More convenient access to food


Max box
Provides the ultimate in flexible storage



Convenience Flip Cover in 90° Angle



Low Noise
(Available in MUF-307SS)
The centrifugal integrated fan is used to generate wind pressure, a more uniform temperature and lower noise levels.
Midea product design
< 40db



Dual Mode: Fridge or Freezer
(Available in MUF-307SS)



- Reversible door
- Super freeze function

Gross Capacity
188L

MUF-208SD (Direct Cool)

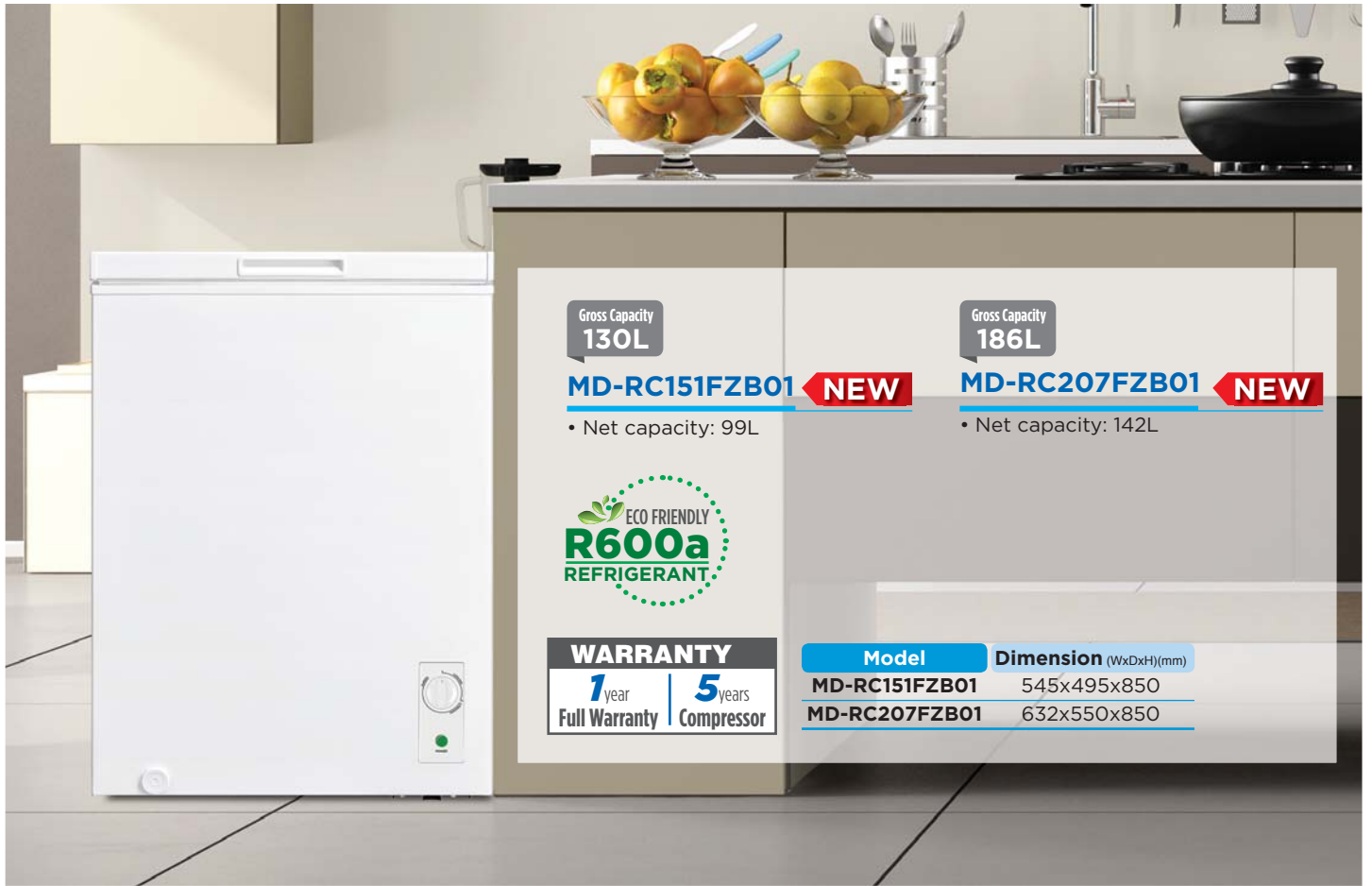
- Net capacity: 157L
- Power consumption: Rated power 61W

WARRANTY
1 year Full Warranty | **5 years** Compressor

Model	Dimension (WxDxH)(mm)
MUF-208SD	550x550x1420

ECO FRIENDLY
R600a
REFRIGERANT

CHEST FREEZER



Gross Capacity
130L

MD-RC151FZB01 **NEW**

• Net capacity: 99L

Gross Capacity
186L

MD-RC207FZB01 **NEW**

• Net capacity: 142L



WARRANTY
1 year Full Warranty | **5** years Compressor

Model	Dimension (WxDxH)(mm)
MD-RC151FZB01	545x495x850
MD-RC207FZB01	632x550x850



Door Handle

Comfortable recessed handle design, makes consumers feel much easier when open the fridge door



Wire Basket

It is easy to clean and easy to take



Adjustable Legs

Adjust the height and balance for a perfect fit in your kitchen



Mechanical Temperature Control

Convenient for users to easily adjust the chest freezer temperature manually




Adjustable Thermostats

Adjustable Thermostats
The adjustable thermostat allows you to control the temperature from -12°C to -24°C so you can always store your frozen foods at their optimum temperature. The chest freezer can operate at -15 degrees below the ambient temperature and it's suitable for use in a watertight garage or outbuilding



Humanization Design


Multi-angle hover, Ergonomics design Convenient to find out any food you want



Energy Saving

Engineered to significantly improve energy efficiency of the unit

CHEST FREEZER



Gross Capacity
130L

WD-130WA

• Net capacity: 99L

Gross Capacity
186L


WD-186WA

• Net capacity: 142L

Gross Capacity
260L

WD-260WA

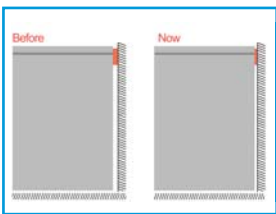
• Net capacity: 198L



Model	Dimension (WxDxH)(mm)
WD-130WA	545x495x850
WD-186WA	632x550x850
WD-260WA	816x550x850

WARRANTY

1 year Full Warranty | **5** years Compressor



Built-in Hinges

The initiative built in hinges realize reducing the freezer space cover.



Grip handle

Easy to hold the grip to open and close the door



Mechanical Temperature Control

Set the desirable temperature to store different types of food



Recessed Hinge

Unique Design more durable for the hinges



Heat Release Grill

Big window area to let go the heat





Two Removable storage basket available



Grip handle

Gross Capacity
390L

WD-300W

- Net capacity: 295L
- Power consumption: Rated power 115W



WARRANTY

1 year Full Warranty | **5** years Compressor

Gross Capacity
500L

WD-500WR

- Net capacity: 418L
- Power consumption: Rated power 250W



WARRANTY

1 year Full Warranty | **5** years Compressor

Model

WD-300W

Dimension (WxDxH)(mm)

1124x685x850

Model

WD-500WR

Dimension (WxDxH)(mm)

1416x750x825

CHEST FREEZER



Gross Capacity
670L

WD-670WR

- Net capacity: 515L
- Power consumption: Rated power 340W

Gross Capacity
860L

WD-860WR

- Net capacity: 702L
- Power consumption: Rated power 330W

WARRANTY

1 year Full Warranty | **5** years Compressor

Model	Dimension (WxDxH)(mm)
WD-670WR	1640x675x875
WD-860WR	2110x795x825



Two basket available



Two-doors freezer



Grip handle

General feature:



Super durable white inner wall for easy cleaning



Removable storage basket



Big strong wheels



Adjustable thermostat



Removable gasket



Rollers for easy movement



Removable storage basket



Silence hinges



With key lock



Temperature Lowest -24°C




Temperature Lowest -36°C

D+ Quick-Freezing System

Fitted D-Shaped Tube Refrigeration

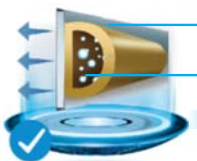
Traditional Freezers use O-type Refrigerating Tube



Line contact
Small heat exchange area
Low refrigeration efficiency

VS

Midea Freezers use D-type Refrigerating Tube



More surface contact
Large heat exchange area
High refrigeration efficiency

Inner Wall
Evaporating pipe of D-shaped tube



Midea Freezer
D+ Quick-Freezing System

Two-way Uniform Refrigeration Technology



Coil shaped cooling tubes with extra cooling at the top

Cool air spirals from bottom to top for constant cooling

The advantages of R290 refrigerant-Latest Technology


Deep Freeze

The temperature reaches -36°C versus a previous -18°C.



Fast Freezing

Reduction of freezing time by 50%



Fresh Preservation

Lock-in Fresh



Environmentally Friendly

Freon-free to protect the ozone layer and create an environmentally friendly home.



* Models with R290 refrigerator WD-500WR, WD-670WR & WD-860WR

SPECIFICATION

4 Door Refrigerator



NEW



Model	MDRF632FGF28	MFT-585WEGBI	MSS-580WEVB	MSS-582WEGB
Gross Capacity	519L	560L	587L	580L
Net Capacity	474L	479L	510L	525L
Dimension (WxDxH) (mm)	833x653x1775	833x738x1840	895x690x1788	895x745x1788

Double Door Refrigerator



NEW



NEW



NEW

Model	MD-222V	MD-228B	MDRT268MTB28-MY	MDRT307MTB28-MY	MDRT346MTB28-MY
Gross Capacity	185L	185L	200L	240L	280L
Net Capacity	165L	165L	179L	203L	236L

Energy Efficiency
Star Rating



Dimension (WxDxH) (mm)	510x585x1344	510x585x1344	545x610x1267	545x610x1372	545x610x1522
------------------------	--------------	--------------	--------------	--------------	--------------



Model	MD-262V	MD-333V	MD-373V	MD-468V
Gross Capacity	260L	300L	370L	453L
Net Capacity	222L	252L	340L	414L

Energy Efficiency
Star Rating



Dimension (WxDxH) (mm)	545x623x1522	545x623x1657	600x680x1720	700x670x1880
------------------------	--------------	--------------	--------------	--------------

SPECIFICATION

Single Door Refrigerator



Model	MS-50V	MS-93	MS-196	MS-196B	MS-235
Gross Capacity	50L	95L	156L	156L	187L
Net Capacity	45L	93L	151L	151L	181L
Energy Efficiency Star Rating					
Dimension (WxDxH) (mm)	472x450x492	472x450x860	520x590x1120	520x590x1120	520x590x1280

Showcase-Chiller



Model	MSC-186BE	MSC-216BE	MSC-316BE	MUF-208SD	MUF-307SS
Gross Capacity	187L	211L	310L	188L	300L
Net Capacity	186L	210L	309L	157L	232L
Dimension (WxDxH) (mm)	520x610x1375	520x610x1747	595x610x2005	550x550x1420	595x635x1720

Upright Freezer



Chest Freezer



Model	MD-RC151FZB01	MD-RC207FZB01	WD-130WA	WD-186WA	WD-260WA
Gross Capacity	130L	186L	130L	186L	260L
Net Capacity	99L	142L	99L	142L	198L
Dimension (WxDxH) (mm)	545x495x850	632x550x850	545x495x850	632x550x850	816x550x850
Refrigerant	R600a	R600a	R600a	R600a	R600a



Model	WD-300W	WD-500WR	WD-670WR	WD860WR
Gross Capacity	390L	500L	670L	860L
Net Capacity	295L	418L	515L	702L
Dimension (WxDxH) (mm)	1124x685x850	1416x750x825	1640x675x875	2110x795x825
Refrigerant	R600a	R290a	R290a	R290a



Midea Scott & English Electronics Sdn Bhd (194517-X)

No. 16, Jalan Chan Sow Lin, 55200 Kuala Lumpur Tel: 03-9221 1033 Fax: 03-9221 7204 / 03-9221 1434 / 03-9221 3509

PENANG

No. 35, Jalan Perniagaan Gemilang 1,
Pusat Perniagaan Gemilang,
14000 Bukit Mertajam, Pulau Pinang.
Tel: 04-548 3938 Fax: 04-548 9698

JOHOR

No. 25, Jalan Seri Impian 1,
Taman Impian Emas,
81300 Skudai, Johor.
Tel: 07-562 4898 Fax: 07-557 7898

PERAK

No. 38, Persiaran Perindustrian Pengkalan 10,
Kawasan Perindustrian Pengkalan,
31500 Lahat, Perak.
Tel: 05-323 2529 Fax: 05-323 2529

PAHANG

No. 258, Ground Floor, Jalan Air Putih,
Taman Air Putih Mewah,
25350 Kuantan, Pahang Darul Makmur.
Tel: 09-560 6668 Fax: 09-09-560 5050

MALACCA

No. 385-L, Taman Peringgit Jaya,
75400 Peringgit, Melaka.
Tel: 06-292 1940 Fax: 06-286 7107

KOTA BHARU

PT 1436, Ground Floor,
Taman Koperatif, Tanjung Chat,
15300 Kota Bharu, Kelantan.
Tel/Fax: 09-743 1202

SABAH

Lot 3, Lorong Kompleks BSA,
Kompleks BSA Kolombong,
88450 Kota Kinabalu, Sabah.
Tel: 088-421 428 Fax: 088-431 427

SARAWAK

1st Floor, Lot 8517,
Stutong Commercial Centre, Jalan Stutong,
93350 Kuching, Sarawak.
Tel: 082-363 167 Fax: 082-366 167

Dealer's Stamp:

Available at lazada & Shopee



shopee.com.my/midea.os



Lazada

[lazada.com.my/shop/
midea-official-store](https://lazada.com.my/shop/midea-official-store)



[midea_malaysia](https://www.instagram.com/midea_malaysia)



[Midea Malaysia](https://www.facebook.com/MideaMalaysia)



my.midea.com