



**Visual for reference & illustration purpose only.*

CREATING HAPPIER HOME

SMALL DOMESTIC APPLIANCES

DIGITAL RICE COOKER



Capacity
1.8L

Inner Pot
T2.0mm

MRI180T2BDG

- Power: 1300W
- 3D IH Technology
- Turbo Fan Valve
- 10 Preset Menus
- Binchotan Non-stick Coasting
- Multi-function Steamer

UNIQUE FEATURES




Omni-Dimensional IH Technology

The upper heater and bottom IH system deliver omni-directional heating results, ensuring that every grain is fully heated and achieving a 5-star quality of rice.



Turbo Convection Valve

During the 55°C soaking stage, the build-in turbo fan will activate and bring in fresh air to accelerate the air convection inside the pot, refreshing the rice and enhancing its aroma.



2.0MM Inner Pot for Effective Heat Transference

This inner pot comes with 2.0mm thickness with multiple layers. It is an excellent heat conductor that helps shorten cooking time, perform uniform heating results and keep rice warm.



Multi-Function Steamer

The multifunction steamer that allows you to cook two dishes at once, such as steam the food and cook the rice together.



Multiple Preset Menus

Enjoy chef level delicacies by a simple touch on panel. Explore unlimited cooking possibilities with 10 preset menus.



Inner Pot
Steamer Measuring Cup Flat Spoon

Full Set of Accessories



Capacity
1.0L

Inner Pot
T1.7mm

MRD100T1BDG



Rapid Valve



Rapid Cooking Function



AI Cooking Curve



10 Preset Menus



1.7mm Thick Inner Pot



Elegant Design

- Power: 605W-720W
- Touch Control Panel
- Elegant Design
- Detachable Inner Lid and Valve
- 10 Preset Menus

UNIQUE FEATURES



Rapid Valve for Rapid Cooking

The special rapid valve triggers air convection, which sustains the boiling status for quicker cooking.



One-touch for Multiple Delicacies

Enjoy chef level delicacies by a simple touch on panel. Explore unlimited cooking possibilities with 10 preprogrammed menus.




24-Hour Delay Timer

Start cooking and get it ready at any of your expected timing. You can program the delay cooking for up to 24 hours.



Antibacterial Inner Pot for Healthy Cooking

The multi-layer inner pot is equipped with a special antibacterial non-stick coating, which has an antibacterial rate of up to *99% against E. coli and Staphylococcus aureus, thereby promoting healthier cooking and easy cleaning.



AI Cooking Curve for Tasty Rice and Delicacies

Every preset program comes with an AI cooking curve. It precisely controls the time and temperature for each cooking stage to deliver quality rice and delicacies.



Inner Pot

Steamer



Measuring Cup

Flat Spoon

Full Set of Accessories

DIGITAL RICE COOKER



Capacity
1.8L

Inner Pot
T3.1mm

MRD180T2BDG



AI Cooking Curve



7 Preset Menus



Elegant Design


- Power: 780W-928W
- 3D Heating
- 24 Hours Preset Timer
- 7 Preset Menus

UNIQUE FEATURES



UPPER Heating and curved heating plate design

The upper heater and bottom curved heating plate system that evenly heats every grain, ensuring high quality results. The upper heater avoid condensation on the inner lid and the backflow of water inside the pot, keeping the rice fresh.



3.1mm Multi-layer Thick Inner Pot

The 3.1mm inner pot is designed with multiple layers, making it an exceptional heat conductor that significantly reduces cooking time. This innovative feature ensures that the rice is cooked evenly, resulting in a delightful and satisfying meal for you and your family.



24-HOUR Auto Keep warm

Start cooking and get it ready at any of your expected timing. You can program the delay cooking for up to 24 hours.



Inner Pot
Steamer
Measuring Cup
Flat Spoon

Full Set of Accessories



Capacity
1.8L

Inner Pot
T1.7mm

MRD180B1BDN



AI Cooking Curve



7 Preset Menus



Elegant Design


- 760W Even Heating
- 24 Hours Preset Timer
- 7 Preset Menus

UNIQUE FEATURES



Curved Heating Plate Design

The bottom curved heating plate system deliver omni-directional heating results, ensuring that every grain is fully heated and achieving high quality rice.



1.7mm Multi-layer Thick Inner Pot

The 1.7mm inner pot is designed with multiple layers, making it an exceptional heat conductor that significantly reduces cooking time. This innovative feature ensures that the rice is cooked evenly, resulting in a delightful and satisfying meal for you and your family.



24-HOUR Auto Keep Warm

Cook once for multiple meals. Leave the rest to the rice cooker under auto keep-warm mode. Enjoy the same taste as freshly cooked.



Inner Pot
Steamer
Measuring Cup
Flat Spoon

Full Set of Accessories

DIGITAL RICE COOKER

RAPIDLY and EFFORTLESSLY



Capacity
1.8L

Inner Pot
T3.1mm

MB-FS5023

- Power: 760W-905W
- Easy to read LED Digital
- 24 hours preset timer
- 17 preset functions for various cooking preferences
- 2-Dimensional Heating

UNIQUE FEATURES



Turbo valve for rapid cooking

The special turbo valve triggers air convection, which sustains the boiling status for quicker cooking.



Intelligent cooking curve for effortlessly tasty rice

Intelligent cooking curve includes preheating, soaking, heating, boiling, simmering and auto keep-warm. It precisely controls the time and temperature for each cooking stage to deliver quality rice.



3.1mm inner pot for effective heat transference

The advanced even heating plate features highly concentrated heat to efficiently cook your rice.



760W even heating plate for effortless cooking

The advanced even heating plate features highly concentrated heat to efficiently cook your rice.



Capacity
1.8L

Inner Pot
T1.7mm

MB-FS5020

- 1 touch for all
- Power: 760W-905W
- 24-Hour Delay Timer
- 24-hour auto keep warm
- Non-stick coating
- 6 preset functions for various cooking preferences
- Intelligent cooking curve for effortlessly tasty rice

DIGITAL RICE COOKER



Capacity
1.8L

Inner Pot
T1.5mm

MRD182B2BDN



- Capacity: 1.8L
- Power: 780W-928W
- Cool Touch Handles Easy to Carry
- Detachable Inner Lid for Easy Cleaning
- 12H Auto Keep Warm & 10H Delay Timer
- 2-Dimensional Heating
- 5 Preset Menus

UNIQUE FEATURES



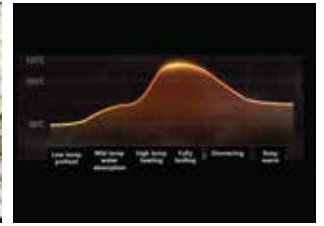
Dish Type Heating Plate & Drum Shape Inner Pot

62° golden flipping angle design helps the rice grain rolling and the rice tastes better.



5 Preset Menus, 1 Touch Start

One rice cooker contains 5 functions to cook variety of delicacies, which satisfy all kinds needs a day and greatly saves the kitchen area.



6 Steps AI Cooking Curve & Top Temperature Sensor

The top sensor and AI cooking curve accurately controls the temperature and time at each cooking stage to ensure that the rice is sweet and fluffy.



1.5MM Non-Stick Inner Pot with 99.99% Antibacterial Coating

Glaze is a protective and decorative coating which has a history of 2000 years. Glazing technology adds color, texture and shine to the surface that is resistant to scratches and chemicals, thereby it has higher durability and temperature resistance.



2D Technology with Upper Heater

The upper heater is designed to avoid condensation on the inner lid and backflow of water inside the pot, along with fine rice texture. Moreover, the additional heating source for more even heating adds to the keep-warm performance.

JAR RICE COOKER



Capacity
2.2L

Inner Pot
T1.0mm

MR-CM2224

- Power: 900W
- Aluminum Inner Pot



Capacity
1.0L

Inner Pot
T1.0mm

MRM10010BDG

- Power: 500W

Capacity
1.8L

Inner Pot
T1.0mm

MRM18010BDG

- Power: 700W

ONLINE EXCLUSIVE RICE COOKER



Capacity
1.0L

Inner Pot
T1.5mm

MRD101B1BDW

- Power: 605W
- T1.5mm Celadon Round Kettle Inner Pot
- White jade antibacterial coating, first-level antibacterial
- One-touch cooking, pre-set 6 functions
- To release pressure steam while cooking
- 24 Hour Timers

CONVENTIONAL RICE COOKER



<p>Capacity 1.0L</p> <p>Inner Pot T1.0mm</p> <p>MR-GM10SDA-B</p> <ul style="list-style-type: none"> • Power: 500W • Stainless Steel lid 	<p>Capacity 1.8L</p> <p>Inner Pot T1.0mm</p> <p>MR-GM18SDA-B</p> <ul style="list-style-type: none"> • Power: 700W • Stainless Steel lid 	<p>Capacity 0.6L</p> <p>Inner Pot T1.0mm</p> <p>MG-GP06B</p> <ul style="list-style-type: none"> • Power: 350-417W • Clear tempered glass lid • Non-stick coating 	<p>Capacity 1.3L</p> <p>Inner Pot T1.0mm</p> <p>MG-GP10B</p> <ul style="list-style-type: none"> • Power: 450-550W • Clear tempered glass lid • Non-stick coating 	<p>Capacity 1.8L</p> <p>Inner Pot T1.0mm</p> <p>MG-GP18B</p> <ul style="list-style-type: none"> • Power: 700-833W • Stainless Steel lid • Non-stick coating
--	--	--	--	---

PRESSURE COOKER



Capacity
5.0L

MY-CH501W

- Power: 1000W
- 10 Preset Programs
- Trigonal Pressure Stabilization
- One Button Pressure Release
- 14 Protections for Safety Usage
- High Pressure & Powerful Heating for Quick Cook

UNIQUE FEATURES



High Pressure & Powerful Heating for Quick Cook

1000W powerful heating with 70KPA high pressure helps to easily tenderize the meat and grains in shorter time.



Make Cooking Flexible

Not just pressure cooking, but also open lid sauté with detachable standalone lid.



Trigonal Pressure Stabilization

Triple diaphragms ensure pressure stabilization and deliver more tender and juicy results.



One Button Pressure Release

Release pressure safely by a simple press the pressure release button on the top lid.

PRESSURE COOKER



Capacity
7.6L

MPC8002ABDS

- Capacity: 7.6L
- Multi-function: 12 preset menus
- 1 touch kick-starts
- Keep warm/Cancel function
- 13 Safety Guard
- Dishwasher Safe
- Large control box and LED display
- 24H Preset timer
- Stainless steel housing
- SUS304 stainless steel inner pot
- 40/80KPA dual pressure levels
- Power: 1200W

UNIQUE FEATURES

Advanced safety protection with 13-in-1 safety features.



1. Pressure Limit Protection
2. Device Open Protection
3. Overpressure Automatically Release
4. Anti-Blocking Protection
5. Micro-Switch Protection
6. Over Temperature Protection
7. No-Load Switch Off Function
8. Pressure Controller
9. Over Current Protection
10. Software Protection
11. Close Lid Protection
12. Pressure indicator
13. Earth Leakage Protection

MULTI FUNCTION COOKING 12 preset menus



Bake

Bean

Egg



Pressure Cooker

Oatmeal

Yogurt



Rice Cooker

Soup

Warmer



Stew

Slow Cooker

Steamer

DUAL INNER POT



Capacity
5.7L

MY-D6007SS2

- Capacity: 5.7L
- Dual pots T1.7mm two side painting Aluminum & Stainless Steel inner pot
- Large control box and 4-Digit LED display
- Pressure indicator showing the pressure status
- Multi-function, 15 preset menu
- 24 hours preset timer
- When the lid is not properly secured, function keys will be blocked by a failsafe switch
- 9 safety guard
- Working pressure 70KPa
- Stainless steel housing
- Power: 1000W

BUILT-IN INDUCTION & CERAMIC HOB



Burner
1800W

MC-IHD361

- Built-in induction & ceramic hob
- Left zone: 1800W
- Right zone: 1800W
- Touch control
- 9-stages power setting
- Residual heat indicator
- Child lock
- Automatic safety switch off
- Product dimension (mm): 700(W) x 430(D) x 82(H)
- Built-in dimension (mm): 670(W) x 400(D)
- Installed electric power: 3200W
- Voltage: 220-240V

BUILT-IN DOMINO INDUCTION HOB



Top
2000W

Bottom
1500W

MIH352D055K

UNIQUE FEATURES



**9 Power Level
Boost 5 Mins**



Even Pro Technology



Individual Timer



**Overheat
Protection**



Pan Sensor

- 9 Power Level
- Even Pro Technology
- Boost in 5min
- Individual Timer
- Available Overheat Protection
- Available Pan Sensor
- Product dimension (mm): 288(W) x 520(D) x 59(H)
- Built-in Dimension (mm): 268-277(W) x 500-504(D)

INDUCTION COOKER



FREE

Pot for all induction cooker



Power
2200W

MIC222TLAGN

- 3D Hover Panel
- Auto cut-off while no pot detected
- 2200W strong power for fast cooking and saving your time
- Continuous low power heating
- Colorful design
- 1min -3hour timer
- LED display

UNIQUE FEATURES

170mm Large Coil Disc

Increase the Heating Area by 29%.



Digital Panel

6 Functions / 9 Levels of heating



Microcrystalline Glass Panel

Multiple Factory Testing Premium Quality

Scratch-resistant, Waterproof and Easy-to-clean.



170mm



Double-layer Coil Disk Heating Food Evenly

170mm dual-layer coil disk, heating area increased by 29%.



High Rise Panel Design

Raised panel design, with excellent and even heating



2200W 5S Boost Function For Fast Heating

High-power heating meets the needs of hot pot and shabu-shabu.



3-Hour Timer Function Free Your Hands

3-hour timed cooking completely makes your hands free.



Power
2000W

C20-RT2002

- 188mm large heating area
- Integral glass panel & touch control
- 40mm slim design
- 10-stage power setting
- 6 Preset cooking programs
- 24 hours preset
- 3 hours timer



Power
2100W

C21-RT103B

- 170mm large heating area
- Cool Touch
- 8 Preset cooking programs
- 24 hours preset
- 3 hours timer

FREE

Pot for all induction cooker




INDUCTION COOKER

UNIQUE FEATURES



Power
2200W

MC-CLC2215



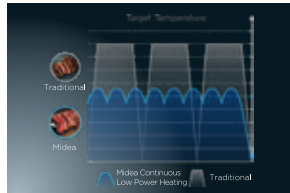
Large cooking zone
Fits any cookwares



Enjoy fast cooking with
2200w high power by special
ripple blaze special coil.



Empty pot dry burn tips



Constant wave technology
can effectively avoid
overcook or undercook
ingredient with the stable
magnetic field amplitude
to delivery uniformed
heating even the device
works under low



Programmed stable
heating for longer and
true even cooking result.



1 large panel compatible with
more cookware to create
more family delicious

- XXL Mega panel
- Ripple fireworks coil disc
- Constant wave technology better cooking performance
- Triple safety protection
- More cooking programs
- True even power cooking

FREE

Pot for all
induction
cooker



AIR FRYER



Power
1400-1600W

MAF-TN55C

NEW

- Capacity: 5.0L
- HeatXpress TECHNOLOGY 2.0
- Precise Knob Control
- Non-Stick Coating
- Temperature: 80°C to 200°C



Power
1400-1600W

MAF-DC55C

NEW

- Capacity: 5.0L
- HeatXpress TECHNOLOGY 2.0
- 8-In-1 Functionalities
- Easy View Window
- Non-Stick Coating
- Auto-Pause Protection
- Memory Function
- Overheat Protection
- Digital Panel
- Temperature: 40°C to 200°C



Power
1500W

MAF-CN60D

- Capacity: 4.0L
- Knob control
- Time Control Up to 60 mins
- Temperature Up to 200°C

BLENDER

DUAL-LAYER BLADE TABLE BLENDER

Healthy Juice, Healthy Life

Power
600W

Plastic Jar
1.25L

MBL-6010W

- Variable Speed Control
- Grinder Cup 0.25L
- Base security lock



Dual-Layer
BLade



Variable Speed
Control



Easy to
Clean



BPA-Free

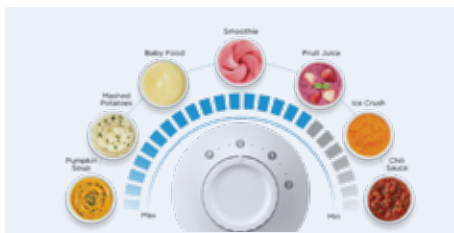


UNIQUE FEATURES



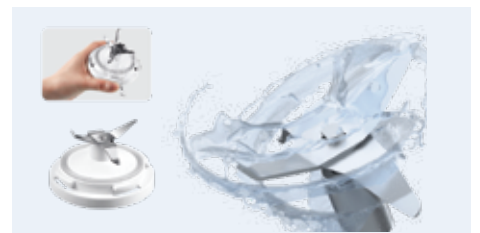
Dual-Layer 4 Blades

Double layer and stainless-steel blades are efficient and durable for any crushing, mixing or puree at the desired finest results.



Variable Speed Control

Achieve every ideal taste and texture from crushed ice to smoothest puree.



Detachable Blade for Easy Cleaning

No worry about the messy and residue. Easy to clean every little corner with the detachable blade system.



BPA-Free Material

The jar and the lid are all made of BPA-Free Tritan material for food-grade healthy.



Shockproof Design

A stable base and steady footpad keeps the whole blender more stable when it is working. It ensures strong blending.



Deliver quicker and smoother results with the 600w motor

The high performance blender has a powerful 600W motor for quick results on all kinds of ingredients, from fruit to nuts, and from vegetable to ice.

BLENDER



Power
600W

Glass Jar
1.5L

MBL600B0BGK

- Button control
- 3-speeds with pulse function
- Interlock protection
- Food grade material blade
- Detachable blade for easy cleaning
- Grinder Cup 0.2L

Power
600W

Plastic Jar
1.25L

MBL-6012K

- Variable Speed Control
- Base security lock
- BPA-free Material
- Shockproof Design
- Easy to Cleaning

Power
400W

Plastic Jar
1.25L

MBL-35BK

- Capacity: 1.25L Plastic Jar : 0.2L Grinder Cup
- 2 speed control
- Pulse switch control
- Stainless Steel blade
- Base security lock

UNIQUE FEATURES



Power
600W

Glass Jar
1.0L

MBL602B0BGG **NEW**

- Voltage: 220-240V
- Power: 600W
- 2-speeds with Pulse Function

Power
600W

Glass Jar
1.0L

MBL603B0BGG **NEW**

- Voltage: 220-240V
- Power: 600W
- 2-speeds with Pulse Function



Dual-layer Blade

It comes with a dual-layer blade, which allows for effortless and ultimate blending results.



Two Blending Levels & Pulse Function

This blender has two blending levels and pulse function for effortlessly completing various blending needs.



Grinding Jar

It comes with spices/nuts grinder for easily grinding various spices, nuts and so on.



Food Grade Glass Jar

The glass jar is made by high quality food grade material, so it is safe and durable.

ELECTRIC KETTLE

DOUBLE WALL JUG KETTLE



Power
1500W-1800W

Double Wall
1.7L

MKE170D2BDB

- 7 Level Temp Control
- 12 Hours Keep Warm
- Boiling or Just Heating
- Real Time Temp Display
- Capacity: 1.7L
- LED Display

UNIQUE FEATURES

REAL TIME TEMP DISPLAY

The LED panel displays the temp at real time for easier use.



12 Tests

1. Performance test
2. Aging test
3. Abnormal condition test
4. Five senses test
5. User experience
6. Package test
7. Environment test
8. Compliance test
9. Component test
10. Authentication test
11. PCB test
12. Software test

7 LEVEL TEMP CONTROL

Satisfy the temp for tea, coffee, baby food and so on



45°C - milk powder

55°C - warm water,
honey water

75°C - green tea

80°C - yellow tea,
flower tea



85°C - white tea



90°C - coffee,
black tea



100°C - pu'er tea,
oolong



UNIQUE FEATURES



1.7L Rapid Boiling Pop-up Lid
Auto switch off for Boil-Dry protection



Visible Water Window

Capacity
1.7L

MKE172M2BDG



• Power: 1850-2200

ELECTRIC KETTLE

COOL TOUCH JUG KETTLE

DOUBLE WALL DOUBLE SAFETY

- Double wall for anti-scald protection
- Auto-switch off for Boil-Dry protection
- 360-degree rotating base

INTERIOR

Food grade 304 Stainless Steel for healthy drinking water

EXTERIOR

Food-grade PP material for sleek finishing



Power
2150W

Capacity
1.7L

MK-17BK



Power
2150W

Capacity
1.7L

MK-17PJ



Power
2150W

Capacity
1.5L

MK-15HJ



Power
2150W

Capacity
1.5L

MK-15D

ELECTRIC JUG KETTLE



Power
2200W

Capacity
1.7L

MK-17GO2

- LED Light for boiling indication
- One touch Pop-up lid
- Blue illumination light when boiling
- 360° power base for easy use
- Cord storage for no messing
- With high quality glass body



Power
2200W

Capacity
1.7L

MK-17S33D

- Pop-up Lid
- Auto switch off for Boil-Dry
- 360 degree rotating base
- Stainless Steel

HEALTHY POT



Power
800-950W

Capacity
1.5L

MKH15108BGA

- Capacity: 1.5L
- High quality glass body
- LED display
- 24-hour preset timer
- 12-hour keep warm
- Multiple temperature control

UNIQUE FEATURES



Multiple Temperature Control



12-hour Keep Warm



800-950W Fast Boil



24-Hour Preset Timer



High-quality Glass Body for Easy Viewing and Cleaning



Power
800-950W

Capacity
1.5L

MK-YS01

- Capacity: 1.5L
- 12 Preset Menus
- PFA Safty Coating
- Easy to Clean
- Easy-lift Basket With Bigger Capacity

UNIQUE FEATURES



12 Hours Keep Warm

Select and enjoy hot water with the optimum degree, dedicated for perfect tea, coffee, or milk powder dissolving.



PFA Safty Coating

High temperature-proof PFA coating for non-stick cooking and durable lasting.



Easy to Clean

Completely safe and friendly to use with PFA material and non-stick coating.



Easy-lift Basket with Bigger Capacity

Make the ingredients closer to the bottom to provide more steeping space.

BREAD TOASTER



Power
800-950W

Capacity
2 Slices


MTO9502SBMK

NEW


- Voltage: 220-240V

-  950W High Power
-  7 Browning Levels
-  3 Preset Functions
-  Detachable Crumb Tray


UNIQUE FEATURES




950W High Power
Fast And Even Heating



Knob Control and 7 Browning Levels



Extra Wide Slots For a Variety Of Breads and Bagels



Two Preset Functions And Cancel Button



Power
800-950W


Capacity
2 Slices

MTO9522SBPG

NEW

- Voltage: 220-240V

UNIQUE FEATURES



Knob Control and 7 Browning Levels



Defrost function
Bread taken directly from the refrigerator can be defrosted first and then toasted, resulting in better taste.



Removable Crumb Tray
The chassis features a pull-out design and is removable, making it convenient for cleaning bread crumbs.



36mm widened dual-slot toaster
Compatible with various thicknesses of toast.

AIR PURIFIER



CADR
600(m³/h) **NEW**
MAP650GOBPW

- CADR600(m³/h), ideal for 72m² area
- 5L Removeable water tank
- Constant humidification mode
- 700ml/h humidification
- App control (SmartHome App)
- H13 True HEPA Filter
- AI mode (Smart & Energy Saving)
- Sleep mode: 34dB(A)
- Power consumption: 50W

UNIQUE FEATURES



Nature mist humidity

- 5L Removable water tank
- 700ml/h
- Anti-bacteria wicking filter that captures minerals & pollutants



Visible air quality

- Real-time air quality index(PM2.5)
- 4 color display of PM2.5 & VOC
- Temperature & humidity display



App Control (SmartHome App)



5L removable water tank

Last for 20H under the low setting

Easy touch control on top

- 2 speed (M-L)
- 3 modes (Sleep & Turbo & AI)

Variable light

- Different modes/functions, different light color and brightness



Sleep Mode

As low as 34dB(A), sleep mode provides you a sweet dream



CADR
250(m³/h)

MAP250G0BPW

- CADR250 (m³/h), ideal for 20-27m² area
- Power Consumption: 22W
- H13 True HEPA filter
- 3 settings including Auto (Smart & Energy Saving), Turbo, Silent mode
- Silent mode with light off, noise control
- Filter indication, humanized reminder to track filter status

UNIQUE FEATURES



CADR: 360m³/h



33b(A)
Silent Mode




Removes
Bacterial

CADR 118CFM
360(m³/h)

MAP-28BD

- CADR360 (m³/h), ideal for 30-40m² area
- Auto Screen Off During Night Mode
- PM2.5 Pure Air
- CADR: 360m³/h
- Power Supply: 220-240V~, 50Hz
- Power Consumption: 36W

UNIQUE FEATURES



TOWER FAN

Power
55W

MFZ420DOBPK NEW

- 12 speed setting
- High quality DC copper motor
- Remote control
- 70° auto oscillation
- 4 Wind modes
- 15 hours timer
- Humidification Mode
- Water Tank: 1.7L for Humidification Function




UNIQUE FEATURES



Twinstream wide air outlet

With double air duct delivering widened wind outlet, this fan ensures rapid circulation of cool, moist air. Enjoy refreshing and comfortable environment in no time.



Full house rapid cooling

This fan features an efficient cooling system, which combines optimized double air duct and advanced DC motor, delivering vast amount of cool air to cool down your entire house within a short period of time.



Humidismart Technology

Automatically adjusts humidifying speed to ambient humidity level, keeping the moisture level in optimal humidity range for human perception while boosting energy efficiency.



RF remote control

The RF remote control does not require precise aiming and can operate from a distance of up to 6 meters.

Power
45W

MFZ400ROBPK NEW

- 4 speed setting
- 4 modes
- Remote & touch
- Aromatherapy Compartment



UNIQUE FEATURES



Effortless Breeze, Engineered for Comfort

With 280 airfoil-shaped blades and an 8-layer cross-flow rotor, this tower fan delivers smoother, faster airflow for a refreshing experience like never before.



Enhanced Air Outlet

Experience a refreshing breeze with 35.6% more air volume, delivering up to 3400 m³/h for ultimate comfort and efficiency.



Advanced AC Motor

Enjoy ultra-quiet operation at just 28 dB, paired with a high-speed 1480 RPM performance - perfect for powerful yet peaceful comfort.




Twist and Wash, For Cleaner Ease

TOWER FAN

GENTLE COOLING WIND

Stay comfort with gentle airflow surrounded



New Air Duct Design




Powerful Motor



3 Speeds



3hrs Timer



Oscillation Function



Knob Control

Power
45W

MTF-101K

- New air duct design
- High quality copper motor
- Oscillation function
- 3 speed levels
- 3 hour timer

AIR COOLER



Water Tank
4.7L

Power
45W

MAC472ROBPK

- Capacity: 4.7L
- 60° Wide-Angle Air Distribution
- Remote Control / Touch Control
- Double Icepacks
- Carrying Handle
- Aromatherapy Tray
- 7 hours timer
- Power: 45W

Water Tank
4.7L

Power
45W

MAC470ROBPK

- Capacity: 4.7L
- 60° Wide-Angle Air Distribution
- Remote Control / Touch Control
- Pull-Out Water Tank
- Visible Water Level
- Safe Fan Grille
- 7 hours timer
- Power: 45W



UNIQUE FEATURES



Uplifting Freshness, Dust-Free Ambiance

Powered by Midea EvapCool Technology



Cascadeflow Technology

Whisked away to a cool, lush rainforest



Ultimate Wind Power

AIR COOLER



Water Tank
5.7L

Power
45W

MAC572M0BPK

- Capacity: 5.7L
- 60° Wide-Angle Air Distribution
- Button Control
- With two bundled ice packs
- Rear Carrying Handle
- Power: 45W

UNIQUE FEATURES



Uplifting Freshness, Dust-Free Ambient

Powered by Midea CascadeFlow Technology



Highly-efficient Evaporative Cooling

370cm² 550ml/h



Ultra Air Power

Optimized wind turbine and duct design effectively deliver large air volumes over long distances while ensuring a comfortable airflow.



Place the ice crystal box in the freezer for 3 hours to freeze.

Fill water between the min and max water level lines.

Place frozen ice crystals into the water tank and activate cooling mode.

Multi-level Wind Control



LOW:

Quiet and soft wind for baby and young children



MID:

Stable and comfortable wind for elderly people



HIGH:

Powerful and cool wind for the exercisers



Power Off Memory



Wide Angle Oscillation



Air Purifying Effect



Humidifier



Auto Shut-off pump protection when dry



7-hours Time Settings



3 Speed Fan



Remote Control



Multi-functional Fan

Water Tank
7L

Power
65W

MAC-107AR

- 3 speed levels for various usage
- Humid function deliver cooler wind
- 7 hours timer setting
- 10 Hour programmed timer
- LED display
- Remote Control

TECHNOLOGY INTEGRATION

MULTI-FUNCTION COOLING ASSISTANT



Fan Cooling System



60° Swinging Angle



50L Large Water Tank



Dual Filtering



One-press Humidification



3 Blowing Type



3 Wind Speed Levels



Dual Water Inlet



12H Reservation



2300ml/h Humidification /Volume



800m³ Air Volume

Water Tank
50L

MAC-530JR

- Capacity: 50L
- 3 speed levels for various usage
- Dual Water Inlet
- 10 hours long lasting humidification
- 60° large swinging angle
- Dual filtering
- Up to 12hr Timer
- 2300ml/h Humidification Amount
- One-press Humidification
- 60 Degree Swinging Angle
- Fan Cooling System

UNIQUE FEATURES

50L Large Water Tank 10h Long Lasting Humidification

The long lasting humidification enables you to use comfortably without getting up in the midnight.



MD-SQD Powerful Power Blows Strongly to Vanish Hotness

The fan uses MD-SQD motor, which runs stably and powerfully, as well as in low noise.



Dual Filtering Healthy and Clean

Plant Fiber Filter Absorbs odor and filters out dirt in the air

High-density Filter Cleans out hair and dust



Dual Water Inlet More Convenience

Upper Inlet No need to bend over

Lower Inlet Easy to clean



Detachable Back Cover

Easy to clean



AIR COOLER

Water Tank
10L

Power
60W

MAC-120AR

Water Tank
6L

Power
55W

MAC-106A-BK

Water Tank
15L

Power
60W

MAC-215F

Ionizer

AIR COOLERS



Frozen water bottle can be place into inlet holes to add in more cold water and bring out cooler & fresher air



With Aroma Box

*This feature only applicable for MAC-215F and recommended bottle size is 1.5L

COMMERCIAL AIR COOLER

Capacity
23L

MAC-3123C

• Air volume up to 1500m³/h
• Power: 100W

Capacity
45L

MAC-7045C

• Air volume up to 2100m³/h
• Power: 210W

Capacity
75L

MAC-10075C

• Air volume up to 3300m³/h
• Power: 360W

- Mechanical control
- 3 speeds setting
- Filling water from the top and bottom are available
- Oscillation function

BLADELESS FAN



Power
33W
MBF-150P

- CADR120m³/h, ideal for 10-15m² area
- H13 HEPA purifying filter for fresh air
- Net ion, efficient sterilization for clean and fresh air
- 3 Wind modes, smart / slumberous / normal wind; with intelligently temperature control
- Wind adjusts to temperature
- 10 speed setting
- 30 seconds screen off function
- Multi-functional remote control
- Quiet and powerful DC motor
- IoT available and work with Alexa

UNIQUE FEATURES



Sensi cool bladeless fan

Coming with SensiCool technology, the Midea purifier fan is sleek and silent yet power enough to cool down your home quickly, creating a refreshing and healthier oasis at home.




Real time air purification

A multitasking cooling fan that doubles up as an air purifier. Come with H13 purification system, it removes up to 99.97% allergens & germs.



Auto sleep mode

Programmed sleep mode automatically dims the display and provides 3 selective wind modes with lowest noise as 38db.



Sensi cool technology

Built-in sensors precisely detect ambient temperature and automatically deliver the wind you need.



Safe & easy clean for a better home

Bladeless design making it safe and easy to clean.



± Ion anti-bacteria

In Ion mode, the plasma ionizer help eliminate the allergy triggers & bacteria for cleaner air



SmartHome APP

Compatible with WIFI and Amazon Alexa voice control.



Sleek design

The fan is compact and space saving that occupies only an A4 sized area.

CIRCULATION FAN

NEW

<p>Power 28W</p> <p>MFT700M0BPB</p> <p>• Size: 7"</p>	<p>Power 26W</p> <p>MFG150M0APB</p> <p>• Size: 6"</p>	<p>Power 30W</p> <p>MFG180M0APB</p> <p>• Size: 7"</p>	<p>Power 35W</p> <p>MFG180R0APB</p> <p>• Size: 7"</p>
---	---	---	---

Remote Control

UNIQUE FEATURES

AUTO Horizontal 85°

85°

Manual Vertical 72°

72°

BUILT-IN AROMA BOX FOR MOSQUITO REPELLENT

The powerful air circulation helps to spread the aromatic breeze and repel the mosquito.

BIONIC WINGS-PRO BLADE

Innovative blade design to generate wind that faster than ever.

PERFECT AIR COMPANION

Accelerate cooling with air conditioner
Accelerate purifying with air purifier.

ELECTRIC FAN

STAND FAN



UNIQUE FEATURES

Large Cooling Area

The right coverage for you and your family.

Modern Home-based design

Pure black appearance, integrate perfectly to your living room.

With 2 Stage Brightness Night-light

- 9 speeds setting
- 5 blades for chill-cool experience
- Built-in rechargeable battery supports cordless use
- Digital control with 9H timer function
- 80° Oscillation function brings wider range of air flow direction
- High quality DC motor

Power
30W

MFS180DOBPK



Remote Control



MFS162MOBPK

NEW

- Size: 16"
- 3-speed & 2 hours timer
- 7 PP fan blade
- Available Colour: Black
- Power: 50W



MF-16FS10N

- Size: 16"
- 3-speed choices
- 3 ABS fan blade
- Power: 55W



MF-16FS10NS

- Size: 16"
- 3-speed choices
- 3 ABS fan blade
- Power: 55W



MF-16FS23C-BK

- Size: 16"
- 3-speed choices
- 3 PP fan blade
- Power: 50W

ELECTRIC FAN

TABLE FAN



Power **45W**
MF-12FT16JC

- Size: 12"
- Compact Design



Power **55W**
MF-16FT15NB

- Size: 16"



Power **45W**
MF-12FT17NB

- Size: 12"



Power **55W**
MF-16FT17NB

- Size: 16"

WALL FAN



Power **50W**
MF-16FW23M

- Size: 16"
- 3-speed choices
- 7 blade
- Pull Switch



Power **55W**
MF-16FW15KRA

- Size: 16"
- 3-speed choices
- 5 blade
- Remote control



Power **55W**
MF-16FW15KA

- Size: 16"
- 3 Blade
- Pull Switch



Power **55W**
MF-16FW6H

- Size: 16"
- 3 Blade
- Pull Switch

INDUSTRIAL FAN




Size: 18 Inch



Power **110W**
MFW18M0BMK

- Industrial Wall Fan
- Size: 18"
- 3-speed choices
- 3 Aluminum Blade
- Oscillating Angle: 60°



Size: 18 Inch



Power **110W**
MFS18M0BMK

- Industrial Stand Fan
- Size: 18"
- 4-speed choices
- 3 Aluminum Blade
- Oscillating Angle: 60°

CEILING FAN

Power **75W**

MFC-60A23-WT




Power **75W**

MFC-60A23-BK






Durable
3-Blade Design



Effective
Cooling



Easy
Installation

- Size: 60"
- Extra long and durable blade and motor
- Blade material: Iron
- Easy installation for conveniences
- Generate strong air flow that reaches every corner in your room

Power **90W**

MFC560M0BMW





Power **90W**

MFC560M0BMK




- Size: 56"
- Blade material: iron
- 5 Blade Ceiling Fan
- 5 Speed Setting
- Air speed: 120m/min
- Air volume: 230m³/min

WATER DISPENSER



UNIQUE FEATURES



Automatic Heat Preservation System

Constant Hot Water is Always Ready to Drink



Integrated Water System

Reduce water residue and leakage



Convenient Control Knobs

Easily Access to Your Drink with No Pressing



Removable Drip Tray

Easy to clean. Also, a reliable helper to manage overflow.



36L Large Storage Space

A place to store everything



Support Bar

Increase anti-toppling stability



Durable Food Contact Grade Parts

SUS304 Stainless Steel Hot Tank anti-toppling stability




Removable Drip Tray

Easy to clean. Also, a reliable helper to manage overflow.



Double Door with Tempered Glass

Separate the dust outside and cleanliness inside.



One-piece Stretched Sheet Metal

Seamless Look is Built to Last

YD1518-X

- Slim design
- Advanced semi-conductor cooling

- Heated water temperature $\geq 85^{\circ}\text{C}$
- 1.02L hot tank capacity
- 1 year warranty
- Double safety device for preventing overheat

- High power stainless steel hot water tank
- Chilled water temperature $\geq 15^{\circ}\text{C}$
- 0.6L cold tank capacity
- Power: 420W heating/75W cooling



UNIQUE FEATURES



Removable Bottle Supporter

Scale Deposit is Cleaned Easily



Advanced Semi-Conductor Cooling



Compact Size



Detachable Drip Tray



The Loading Qty Can Reach 1600Pcs

YR-1539T

- Exclusive safety device for preventing overheat
- High quality stainless steel tank for hot water
- Heated water temperature $\geq 85^{\circ}\text{C}$
- Room temperature water
- Power: 420W heating

*Water bottle is not included